

Roxborough Village Metro District

Executive Summary

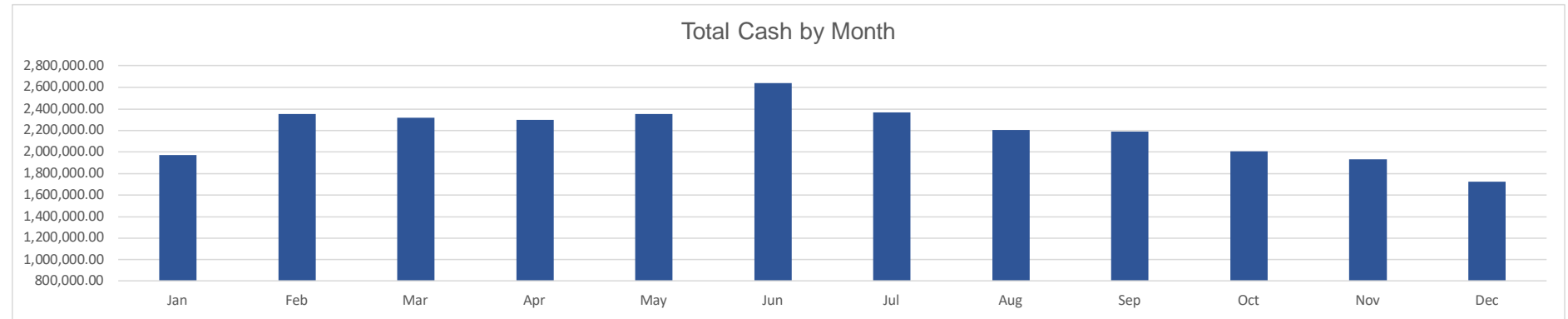
As of December 31, 2022

Summary

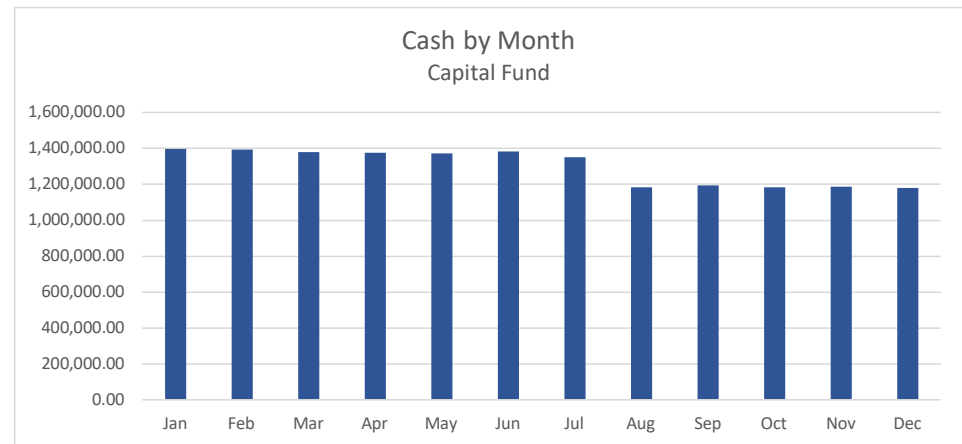
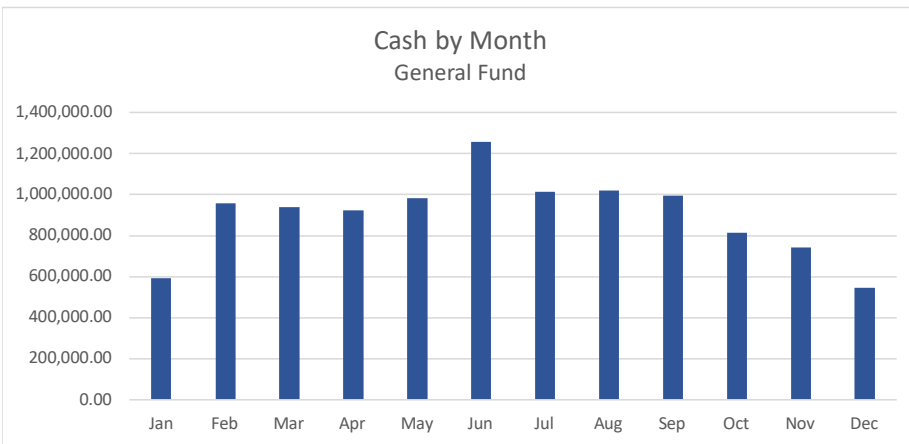
The only income received for December was lottery income which is to be expected at the end of the year. All expenses continue to fall within the budget with the exception of landscape expenses. Expenses are still being reviewed to ensure they are posted to the correct account and fund. AP Aging is reporting 68% of the balance is over 45 days past due - please see AP section below for details.

Key Performance Metrics

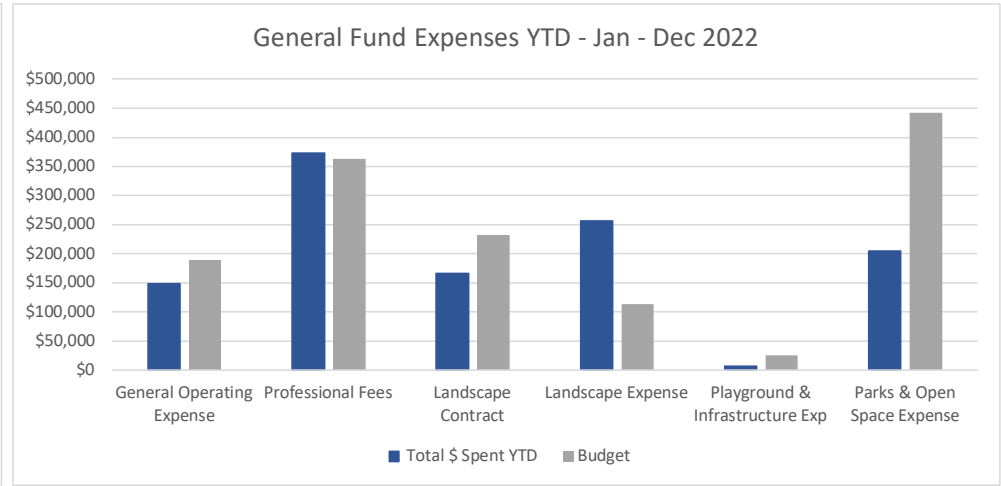
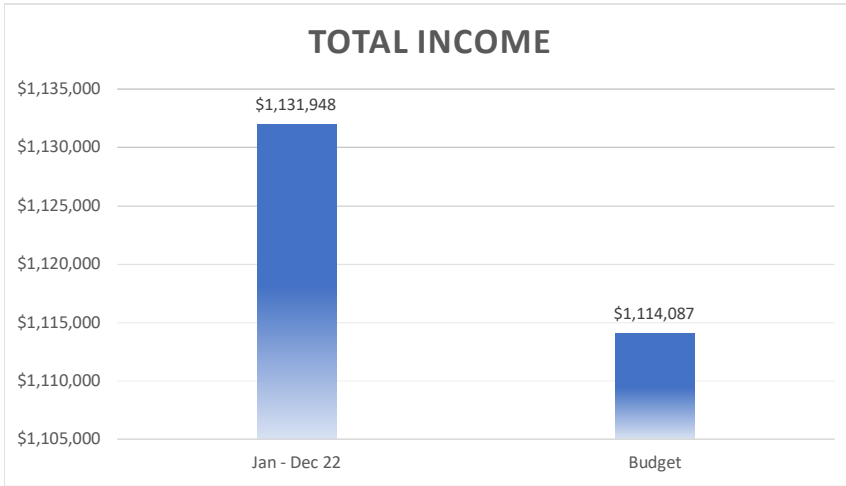
Cash Position



Cash has been dropping since June due to the high amount of capital expenses and landscaping needs - irrigation etc. The district receives the largest amount of property tax income in February and June so it is expected that cash would drop after this point in time. We anticipate cash to rebuild now that we've started the new year.



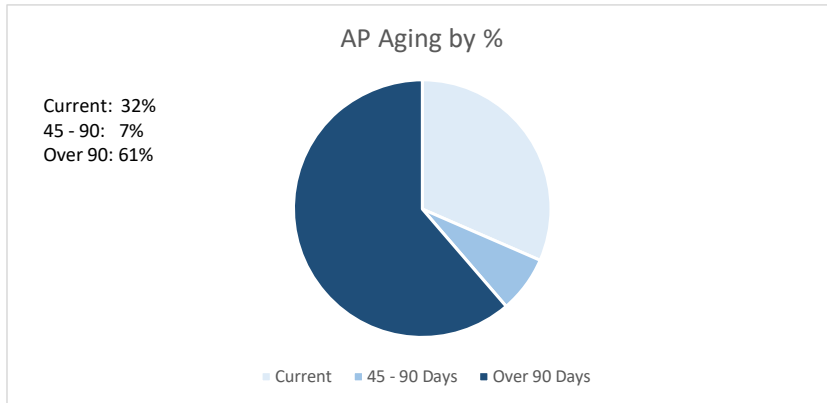
Income & Expenses



Total income for the General Fund in 2022 was \$1,131,948.

Landscape monthly expenses continue to be on the high end. This area has spent \$142,624 above the budgeted amount.

Accounts Payable



Based on the current reporting, 68% of Accounts Payable are over 45 days past due which is up 26% from last month. The total value of the past due bills through December are \$67,480.41. The value of the current bills are \$12,550.00.

While the over 90 days past due invoice percent has gone up, the bulk of these invoices are Metco invoices still under review by the Board. Much of the outstanding AP from November was paid at the end of December. We will continue to work diligently with the BOD to get invoices approved and paid on time.

Roxborough Village Metro District
Balance Sheet by Class
As of December 31, 2022

10:40 AM
01/09/2023
Accrual Basis

	<u>100-General Fund</u>	<u>200 - Capital Project Fund</u>	<u>300 - Debt Service Fund</u>	<u>TOTAL</u>
ASSETS				
Current Assets				
Checking/Savings				
10100 · General Operating Acct	346,199.95	-295,789.87	0.00	50,410.08
10500 · ColoTrust Funds	200,172.79	1,475,824.27	220.35	1,676,217.41
Total Checking/Savings	<u>546,372.74</u>	<u>1,180,034.40</u>	<u>220.35</u>	<u>1,726,627.49</u>
Other Current Assets				
13000 · Due from Capital Projects Fund	230.59	0.00	0.00	230.59
14010 · Prepaid Expense	501.00	0.00	0.00	501.00
14020 · Taxes Receivable	1,029,247.00	0.00	0.00	1,029,247.00
15000 · Bond Fund 1993 A&B	0.00	0.00	10.24	10.24
Total Other Current Assets	<u>1,029,978.59</u>	<u>0.00</u>	<u>10.24</u>	<u>1,029,988.83</u>
Total Current Assets	<u>1,576,351.33</u>	<u>1,180,034.40</u>	<u>230.59</u>	<u>2,756,616.32</u>
TOTAL ASSETS	<u>1,576,351.33</u>	<u>1,180,034.40</u>	<u>230.59</u>	<u>2,756,616.32</u>
LIABILITIES & EQUITY				
Liabilities				
Current Liabilities				
Accounts Payable				
20000 · Accounts Payable	48,423.85	19,056.56	0.00	67,480.41
Total Accounts Payable	<u>48,423.85</u>	<u>19,056.56</u>	<u>0.00</u>	<u>67,480.41</u>
Other Current Liabilities				
22000 · Payroll Liabilities				
20210 · Federal Tax	1.80	0.00	0.00	1.80
20240 · State Tax	6.00	0.00	0.00	6.00
Total 22000 · Payroll Liabilities	<u>7.80</u>	<u>0.00</u>	<u>0.00</u>	<u>7.80</u>
23010 · Deferred Revenue-Taxes	1,029,247.00	0.00	0.00	1,029,247.00
24100 · Due to Capital Improvement Fund	0.00	0.00	230.59	230.59
Total Other Current Liabilities	<u>1,029,254.80</u>	<u>0.00</u>	<u>230.59</u>	<u>1,029,485.39</u>
Total Current Liabilities	<u>1,077,678.65</u>	<u>19,056.56</u>	<u>230.59</u>	<u>1,096,965.80</u>
Total Liabilities	<u>1,077,678.65</u>	<u>19,056.56</u>	<u>230.59</u>	<u>1,096,965.80</u>
Equity				
32001 · Retained Earnings	-36,566.53	-196,988.99	-1,229,610.62	-1,463,166.14
34000 · Restricted Net Assets				
34010 · Nonspendable	502.00	0.00	0.00	502.00
34020 · Restricted	0.00	1,593,341.54	0.00	1,593,341.54
34040 · Assigned	124,413.00	0.00	0.00	124,413.00
34050 · Emergency Reserve 3%	34,200.00	0.00	0.00	34,200.00
Total 34000 · Restricted Net Assets	<u>159,115.00</u>	<u>1,593,341.54</u>	<u>0.00</u>	<u>1,752,456.54</u>
39000 · Unrestricted Net Assets	400,664.60	0.00	1,229,610.62	1,630,275.22
Net Income	-24,540.39	-235,374.71	0.00	-259,915.10
Total Equity	<u>498,672.68</u>	<u>1,160,977.84</u>	<u>0.00</u>	<u>1,659,650.52</u>
TOTAL LIABILITIES & EQUITY	<u>1,576,351.33</u>	<u>1,180,034.40</u>	<u>230.59</u>	<u>2,756,616.32</u>
UNBALANCED CLASSES	0.00	0.00	0.00	0.00

Roxborough Village Metro District
Profit & Loss Budget vs. Actual
January through December 2022

	Jan - Dec 22	Budget	Budget Variance	% of Budget
Ordinary Income/Expense				
Income				
41000 · Property Tax Income	1,106,537	1,114,087	(7,550)	99%
43000 · Park and Field Income	11,372			
46000 · Interest Income	34,188			
47500 · Insurance Claim Inc.	4,200			
48000 · CTF/Lottery Income	52,783	44,000	8,783	120%
49000 · Miscellaneous Income	266			
Total Income	<u>1,209,346</u>	<u>1,158,087</u>	<u>51,259</u>	<u>104%</u>
Gross Profit	1,209,346	1,158,087	51,259	104%
Expense				
50000 · Treasurer Fees	15,445			
51000 · General Overhead	30,646	61,410	(30,764)	50%
52000 · Computer & Software Expenses	1,079			
52500 · Insurance Expense	30,479	36,800	(6,321)	83%
52600 · Election Expense	41,308	63,250	(21,942)	65%
53000 · Board of Director's Expense	9,738	9,200	538	106%
53500 · Community Relations Exp.	61	4,600	(4,539)	1%
54000 · Payroll Expenses	727	710	17	102%
57000 · Professional Services Fees	405,447	467,233	(61,786)	87%
58200 · Banking & Credit Card Fees	15			
61000 · Miscellaneous Expense	4,632	1,725	2,907	268%
62000 · Repairs and Maintenance	16,420	11,500	4,920	143%
64000 · Landscape Expenses	448,760	345,275	103,485	130%
65000 · Playground & Infrastructure Exp	7,110	129,775	(122,665)	5%
68000 · Parks & Open Space Expense	389,047	530,875	(141,828)	73%
68500 · Park & Recreation Events	400	0	400	100%
69800 · Uncategorized Expenses	0	0	0	0%
80000 · Capital Expenses	67,947	245,000	(177,053)	28%
99000 · Contingency	0	111,761	(111,761)	0%
Total Expense	<u>1,469,261</u>	<u>2,019,114</u>	<u>(549,853)</u>	<u>73%</u>
Net Ordinary Income	<u>(259,915)</u>	<u>(861,027)</u>	<u>601,112</u>	<u>30%</u>
Net Income	<u><u>(259,915)</u></u>	<u><u>(861,027)</u></u>	<u><u>601,112</u></u>	<u><u>30%</u></u>

Roxborough Village Metro District
Profit & Loss Budget vs. Actual
January through December 2022

	Jan - Dec 22	Budget	Budget Variance	% of Budget
Ordinary Income/Expense				
Income				
41000 · Property Tax Income				
41010 · Specific Ownership Tax	76,494	82,340	(5,846)	93%
41020 · Property Tax	984,346	1,029,247	(44,901)	96%
41040 · Prior Year Tax	45,241			
41045 · Property Tax Interest	456	500	(44)	91%
41050 · Other Tax	0	2,000	(2,000)	0%
41000 · Property Tax Income - Other	0	0	0	0%
Total 41000 · Property Tax Income	1,106,537	1,114,087	(7,550)	99%
43000 · Park and Field Income				
43010 · Sports Field Fees	2,000			
43080 · Other Reservation Income	9,372			
Total 43000 · Park and Field Income	11,372			
46000 · Interest Income				
46010 · General Bank Account Interest	31,087			
46000 · Interest Income - Other	3,100			
Total 46000 · Interest Income	34,188			
47500 · Insurance Claim Inc.	4,200			
48000 · CTF/Lottery Income	52,783	44,000	8,783	120%
49000 · Miscellaneous Income				
49010 · Miscellaneous Income	266			
Total 49000 · Miscellaneous Income	266			
Total Income	1,209,346	1,158,087	51,259	104%
Gross Profit	1,209,346	1,158,087	51,259	104%
Expense				
50000 · Treasurer Fees	15,445			
51000 · General Overhead				
51005 · Dues & Subscriptions	8,404	1,610	6,794	522%
51010 · Communication / Website Expense	448	2,300	(1,852)	19%
51030 · Security Expense	201			
51050 · Utilities Expense	20,594	17,250	3,344	119%
51060 · District Functions/Events	1,000	40,250	(39,250)	2%
Total 51000 · General Overhead	30,646	61,410	(30,764)	50%
52000 · Computer & Software Expenses				
52040 · Software & Online Subscriptions	1,079			
52000 · Computer & Software Expenses - Other	(0)			
Total 52000 · Computer & Software Expenses	1,079			
52500 · Insurance Expense				
52550 · General Insurance	30,309			
52500 · Insurance Expense - Other	170	36,800	(36,630)	0%
Total 52500 · Insurance Expense	30,479	36,800	(6,321)	83%
52600 · Election Expense	41,308	63,250	(21,942)	65%
53000 · Board of Director's Expense				
53010 · Directors' Stipend	9,300	9,200	100	101%
53040 · BOD Conference/Retreat Expense	438			
Total 53000 · Board of Director's Expense	9,738	9,200	538	106%
53500 · Community Relations Exp.				
53510 · Legal Notices & Publications	61			
53520 · Newsletter Expense	0	4,600	(4,600)	0%
Total 53500 · Community Relations Exp.	61	4,600	(4,539)	1%

Roxborough Village Metro District
Profit & Loss Budget vs. Actual

January through December 2022

	Jan - Dec 22	Budget	Budget Variance	% of Budget
54000 · Payroll Expenses				
54060 · Employer Payroll Taxes	713	710	3	100%
54095 · Payroll Processing Fees	7			
54000 · Payroll Expenses - Other	7			
Total 54000 · Payroll Expenses	727	710	17	102%
57000 · Professional Services Fees				
57010 · Auditing	5,250	6,900	(1,650)	76%
57020 · Legal Expenses	136,017	83,000	53,017	164%
57030 · Accounting Services	68,337	72,500	(4,163)	94%
57040 · District Management	166,717	197,300	(30,583)	84%
57050 · Engineering Expense	12,191	37,950	(25,759)	32%
57070 · Master Plan Fee	16,935	50,000	(33,065)	34%
57085 · Paying Agent Fees	0	19,583	(19,583)	0%
Total 57000 · Professional Services Fees	405,447	467,233	(61,786)	87%
58200 · Banking & Credit Card Fees				
58210 · Bank Service Fees	15			
Total 58200 · Banking & Credit Card Fees	15			
61000 · Miscellaneous Expense	4,632	1,725	2,907	268%
62000 · Repairs and Maintenance				
62010 · General Repairs and Maintenance	11,768	11,500	268	102%
62020 · Utility Locate	4,651			
Total 62000 · Repairs and Maintenance	16,420	11,500	4,920	143%
64000 · Landscape Expenses				
64010 · Landscape Repairs and Maint	75,075	17,250	57,825	435%
64020 · Landscape Weed Control Expense	43,983	39,100	4,883	112%
64030 · Irrigation Expense	163,121	56,925	106,196	287%
64040 · Landscape Contract	166,581	232,000	(65,419)	72%
Total 64000 · Landscape Expenses	448,760	345,275	103,485	130%
65000 · Playground & Infrastructure Exp				
65010 · Playground Repairs and Maint	0	115,000	(115,000)	0%
65020 · Baseball Field Improvements	0	5,000	(5,000)	0%
65030 · Graffiti Removal /Vandalism Exp	4,460	4,025	435	111%
65040 · Skate Park Maintence	2,650	5,750	(3,100)	46%
Total 65000 · Playground & Infrastructure Exp	7,110	129,775	(122,665)	5%
68000 · Parks & Open Space Expense				
68010 · Foothills Park & Rec Fees	19,440	17,500	1,940	111%
68020 · Mosquito Control Expense	11,500	20,700	(9,200)	56%
68025 · Water Expense	63,025	94,300	(31,275)	67%
68030 · Seasonal Lighting Expense	0	16,100	(16,100)	0%
68035 · Wetland Mitigation	0	0	0	0%
68045 · Tree Care Expense	64,596	147,525	(82,929)	44%
68050 · Portable Restroom Exp.	7,648	8,500	(852)	90%
68065 · Water Rights Expense	0	33,000	(33,000)	0%
68070 · Snow Removal Expense	45,708	57,500	(11,792)	79%
68080 · Algae Control Exp.	0	5,750	(5,750)	0%
68085 · Annual Trails Maintenance	172,081	105,000	67,081	164%
68090 · Pond Maintenance	5,050			
68095 · Open Space Maintenances / Fire	0	25,000	(25,000)	0%
Total 68000 · Parks & Open Space Expense	389,047	530,875	(141,828)	73%
68500 · Park & Recreation Events				
68520 · Recreational Programs	400			
68540 · Community Service Events	0	0	0	0%
Total 68500 · Park & Recreation Events	400	0	400	100%
69800 · Uncategorized Expenses	0	0	0	0%

Roxborough Village Metro District
Profit & Loss Budget vs. Actual

January through December 2022

	Jan - Dec 22	Budget	Budget Variance	% of Budget
80000 · Capital Expenses				
80010 · Park Infrastructure/Improvements	4,000	0	4,000	100%
80030 · Spillway / Embankment Cost	27,320	30,000	(2,680)	91%
80060 · Plant Nursery	36,628	45,000	(8,373)	81%
80070 · New Playground	0	100,000	(100,000)	0%
80080 · Monument Sign	0	70,000	(70,000)	0%
Total 80000 · Capital Expenses	67,947	245,000	(177,053)	28%
99000 · Contingency	0	111,761	(111,761)	0%
Total Expense	1,469,261	2,019,114	(549,853)	73%
Net Ordinary Income	(259,915)	(861,027)	601,112	30%
Net Income	(259,915)	(861,027)	601,112	30%

Roxborough Village Metro District
Capital Fund Profit & Loss Budget vs. Actual
 January through December 2022

	<u>Jan - Dec 22</u>	<u>Budget</u>	<u>Budget Variance</u>	<u>% of Budget</u>
Ordinary Income/Expense				
Income				
46000 · Interest Income	24,615			
48000 · CTF/Lottery Income	52,783	44,000	8,783	120%
Total Income	<u>77,398</u>	<u>44,000</u>	<u>33,398</u>	<u>176%</u>
Gross Profit	77,398	44,000	33,398	176%
Expense				
54000 · Payroll Expenses	423			
57000 · Professional Services Fees	32,185	103,800	(71,615)	31%
62000 · Repairs and Maintenance	1,757			
64000 · Landscape Expenses	26,280			
65000 · Playground & Infrastructure Exp	0	105,000	(105,000)	0%
68000 · Parks & Open Space Expense	184,181	88,000	96,181	209%
80000 · Capital Expenses	67,947	245,000	(177,053)	28%
99000 · Contingency	0	55,700	(55,700)	0%
Total Expense	<u>312,773</u>	<u>597,500</u>	<u>(284,727)</u>	<u>52%</u>
Net Ordinary Income	<u>(235,375)</u>	<u>(553,500)</u>	<u>318,125</u>	<u>43%</u>
Net Income	<u>(235,375)</u>	<u>(553,500)</u>	<u>318,125</u>	<u>43%</u>

Roxborough Village Metro District
General Fund Profit & Loss Budget vs. Actual

January through December 2022

	Jan - Dec 22	Budget	Budget Variance	% of Budget
Ordinary Income/Expense				
Income				
41000 · Property Tax Income	1,106,537	1,390,031	(283,494)	80%
43000 · Park and Field Income	11,372			
46000 · Interest Income	9,573			
47500 · Insurance Claim Inc.	4,200			
49000 · Miscellaneous Income	266			
Total Income	<u>1,131,948</u>	<u>1,390,031</u>	<u>(258,083)</u>	<u>81%</u>
Gross Profit	1,131,948	1,390,031	(258,083)	81%
Expense				
50000 · Treasurer Fees	15,445			
51000 · General Overhead	30,646	61,410	(30,764)	50%
52000 · Computer & Software Expenses	1,079			
52500 · Insurance Expense	30,479	36,800	(6,321)	83%
52600 · Election Expense	41,308	63,250	(21,942)	65%
53000 · Board of Director's Expense	9,738	9,200	538	106%
53500 · Community Relations Exp.	61	4,600	(4,539)	1%
54000 · Payroll Expenses	305	710	(405)	43%
57000 · Professional Services Fees	373,262	363,433	9,829	103%
58200 · Banking & Credit Card Fees	15			
61000 · Miscellaneous Expense	4,632	1,725	2,907	268%
62000 · Repairs and Maintenance	14,663	11,500	3,163	128%
64000 · Landscape Expenses	422,480	345,275	77,205	122%
65000 · Playground & Infrastructure Exp	7,110	24,775	(17,665)	29%
68000 · Parks & Open Space Expense	204,866	442,875	(238,009)	46%
68500 · Park & Recreation Events	400	0	400	100%
69800 · Uncategorized Expenses	0	0	0	0%
99000 · Contingency	0	56,061	(56,061)	0%
Total Expense	<u>1,156,488</u>	<u>1,421,614</u>	<u>(265,126)</u>	<u>81%</u>
Net Ordinary Income	<u>(24,540)</u>	<u>(31,583)</u>	<u>7,043</u>	<u>78%</u>
Net Income	<u>(24,540)</u>	<u>(31,583)</u>	<u>7,043</u>	<u>78%</u>

Roxborough Village Metro District
Vendor Payments
December 2022

	<u>Dec 22</u>
Applied Ingenuity, LLC	-373.65
ARK Ecological Services, LLC	-20,078.09
Brightview Landscape Services, Inc.	-24,404.52
Browns Hill Engineering & Controls, LLC	-293.00
Clifton Larson Allen, LLP	-23,197.61
Colorado Community Media	-30.08
Community Resource Services of Colorado	-17,834.88
Consolidated Divisions Inc	-21,743.29
Ephram Glass*	-40.00
Folkestad Fazekas Barrick & Patoile, P.C	-11,368.32
Foothills Park & Recreation District	-3,794.84
Gembok Consulting Inc.	-3,901.25
Greenhouse Nation	-21,838.00
Ireland Stapleton Pryor & Pascoe PC	-42,041.38
Patriot Pest Control	-4,000.00
Roxborough Village First HOA	-450.00
Special District Management Services, Inc	-28,462.68
Tree Analysis Group, LLC	-414.00
United Site Services	-1,334.79
Utility Notification Center of Colorado	-375.70
TOTAL	<u><u>-225,976.08</u></u>

Roxborough Village Metro District
Payroll Detail
December 2022

<u>Num</u>	<u>Date</u>	<u>Source Name</u>	<u>Payroll Item</u>	<u>Type</u>	<u>Wage Base</u>	<u>Amount</u>
BOD Compensation						
DD1007	12/21/2022	Mathew Hart	BOD Compensation	Paycheck	0.00	400.00
DD1005	12/21/2022	Calvin Brown	BOD Compensation	Paycheck	0.00	300.00
DD1006	12/21/2022	Ephram Glass	BOD Compensation	Paycheck	0.00	400.00
DD1008	12/21/2022	Travis Jensen	BOD Compensation	Paycheck	0.00	400.00
Total BOD Compensation					0.00	1,500.00
TOTAL					0.00	1,500.00

Roxborough Village Metro District
Capital Fund Profit & Loss Detail

January through December 2022

Type	Date	Num	Name	Memo	Debit	Credit	Balance
Ordinary Income/Expense							
Income							
46000 · Interest Income							
46010 · General Bank Account Interest							
Deposit	01/31/2022			Deposit		85.45	85.45
Deposit	02/28/2022			Deposit		101.32	186.77
Deposit	03/31/2022			Deposit		330.41	517.18
Deposit	04/30/2022			Deposit		583.04	1,100.22
Deposit	05/31/2022			Deposit		1,077.92	2,178.14
Deposit	06/30/2022			Deposit		1,506.97	3,685.11
Deposit	07/31/2022			Deposit		2,291.87	5,976.98
Deposit	08/31/2022			Deposit		2,913.06	8,890.04
Deposit	10/31/2022			Deposit		3,704.25	12,594.29
Deposit	11/30/2022			Deposit		4,186.68	16,780.97
Deposit	12/31/2022			Deposit		4,733.94	21,514.91
Total 46010 · General Bank Account Interest					0.00	21,514.91	21,514.91
46000 · Interest Income - Other							
Deposit	09/30/2022			Deposit		3,100.24	3,100.24
Total 46000 · Interest Income - Other					0.00	3,100.24	3,100.24
Total 46000 · Interest Income					0.00	24,615.15	24,615.15
48000 · CTF/Lottery Income							
Deposit	03/16/2022			Deposit		12,119.87	12,119.87
Deposit	05/13/2022			Deposit		7,993.91	20,113.78
Deposit	06/14/2022			Deposit		10,436.08	30,549.86
Deposit	09/13/2022			Deposit		10,263.86	40,813.72
Deposit	12/13/2022			Deposit		11,969.45	52,783.17
Total 48000 · CTF/Lottery Income					0.00	52,783.17	52,783.17
Total Income					0.00	77,398.32	77,398.32
Gross Profit					0.00	77,398.32	77,398.32
Expense							
54000 · Payroll Expenses							
54060 · Employer Payroll Taxes							
General Journal	08/23/2022	YE AJE		re-classify	422.55		422.55
Total 54060 · Employer Payroll Taxes					422.55	0.00	422.55
Total 54000 · Payroll Expenses					422.55	0.00	422.55
57000 · Professional Services Fees							
57010 · Auditing							
General Journal	10/31/2022	AJE		re-classify expenses to Cap Fund - 4%	210.00		210.00
Total 57010 · Auditing					210.00	0.00	210.00
57020 · Legal Expenses							
General Journal	10/31/2022	AJE		re-classify expenses to Cap Fund - 4%	4,419.70		4,419.70
Bill	12/08/2022	143045	Ireland Stapleton Pryor & P...		854.60		5,274.30
General Journal	12/31/2022	Exp Alloc			0.00		5,274.30
Total 57020 · Legal Expenses					5,274.30	0.00	5,274.30
57030 · Accounting Services							
General Journal	10/31/2022	AJE		re-classify expenses to Cap Fund - 4%	1,950.83		1,950.83
Bill	11/01/2022	5537	Gemsbok Consulting Inc.		156.05		2,106.88
Bill	12/01/2022	5556	Gemsbok Consulting Inc.		502.00		2,608.88
General Journal	12/31/2022	Exp Alloc			0.00		2,608.88
Total 57030 · Accounting Services					2,608.88	0.00	2,608.88
57040 · District Management							
General Journal	10/31/2022	AJE		re-classify expenses to Cap Fund - 4%	5,485.17		5,485.17
Total 57040 · District Management					5,485.17	0.00	5,485.17
57050 · Engineering Expense							
Bill	02/28/2022	MMRE62...	Mulhern MRE Inc.		141.19		141.19
Bill	03/31/2022	MMRE62...	Mulhern MRE Inc.		105.11		246.30
Bill	04/30/2022	MMRE62...	Mulhern MRE Inc.		71.59		317.89
Bill	05/31/2022	MMRE62...	Mulhern MRE Inc.		157.56		475.45
Bill	06/30/2022	MMRE63...	Mulhern MRE Inc.		192.98		668.43
General Journal	10/31/2022	AJE		re-classify expenses to Cap Fund - 4%	1,003.71		1,672.14
Total 57050 · Engineering Expense					1,672.14	0.00	1,672.14
57070 · Master Plan Fee							
Bill	01/23/2022	1584	Livable Cities Studio, Inc.		2,668.75		2,668.75
Bill	03/24/2022	1625	Livable Cities Studio, Inc.		1,750.00		4,418.75
Bill	04/01/2022	1675	Livable Cities Studio, Inc.		2,712.50		7,131.25
Bill	04/30/2022	1676	Livable Cities Studio, Inc.		5,941.22		13,072.47
Bill	05/31/2022	1703	Livable Cities Studio, Inc.		3,862.50		16,934.97
Total 57070 · Master Plan Fee					16,934.97	0.00	16,934.97
Total 57000 · Professional Services Fees					32,185.46	0.00	32,185.46

**Roxborough Village Metro District
Capital Fund Profit & Loss Detail**

January through December 2022

Type	Date	Num	Name	Memo	Debit	Credit	Balance
62000 · Repairs and Maintenance							
62010 · General Repairs and Maintenance							
Bill	02/14/2022	1199	CDR Construction		1,756.60		1,756.60
Total 62010 · General Repairs and Maintenance					1,756.60	0.00	1,756.60
Total 62000 · Repairs and Maintenance					1,756.60	0.00	1,756.60
64000 · Landscape Expenses							
64010 · Landscape Repairs and Maint							
Bill	05/16/2022	56980603	Metco Landscape, LLC		6,000.00		6,000.00
Bill	06/01/2022	56977177	Metco Landscape, LLC		20,280.00		26,280.00
Total 64010 · Landscape Repairs and Maint					26,280.00	0.00	26,280.00
Total 64000 · Landscape Expenses					26,280.00	0.00	26,280.00
68000 · Parks & Open Space Expense							
68045 · Tree Care Expense							
Bill	04/06/2022	56980137	Metco Landscape, LLC		12,100.00		12,100.00
Total 68045 · Tree Care Expense					12,100.00	0.00	12,100.00
68085 · Annual Trails Maintenance							
Bill	07/13/2022	CW-2022...	Chavez Services LLC		172,081.32		172,081.32
Total 68085 · Annual Trails Maintenance					172,081.32	0.00	172,081.32
Total 68000 · Parks & Open Space Expense					184,181.32	0.00	184,181.32
80000 · Capital Expenses							
80010 · Park Infrastructure/Improvements							
Bill	07/13/2022	CW-2022...	Chavez Services LLC		4,000.00		4,000.00
Total 80010 · Park Infrastructure/Improvements					4,000.00	0.00	4,000.00
80030 · Spillway / Embankment Cost							
Bill	01/31/2022	CW-2022...	Chavez Services LLC		26,767.00		26,767.00
Bill	01/31/2022	MMRE62...	Mulhern MRE Inc.		612.00		27,379.00
General Journal	01/31/2022	Cir RVM...	Roxborough Metro District			1,505.40	25,873.60
Bill	02/28/2022	MMRE62...	Mulhern MRE Inc.		136.00		26,009.60
Bill	02/28/2022	MMRE62...	Mulhern MRE Inc.		1,310.00		27,319.60
Total 80030 · Spillway / Embankment Cost					28,825.00	1,505.40	27,319.60
80060 · Plant Nursery							
Bill	09/06/2022	CW-2022...	Chavez Services LLC		14,172.00		14,172.00
Bill	10/13/2022	141528	Ireland Stapleton Pryor & P...		617.50		14,789.50
Bill	10/19/2022	19266	Greenhouse Nation		21,838.00		36,627.50
Total 80060 · Plant Nursery					36,627.50	0.00	36,627.50
Total 80000 · Capital Expenses					69,452.50	1,505.40	67,947.10
Total Expense					314,278.43	1,505.40	312,773.03
Net Ordinary Income					314,278.43	78,903.72	-235,374.71
Net Income					314,278.43	78,903.72	-235,374.71

Roxborough Village Metro District
General Fund Profit & Loss Detail

January through December 2022

Type	Date	Num	Name	Memo	Debit	Credit	Balance
Ordinary Income/Expense							
Income							
41000 · Property Tax Income							
41010 · Specific Ownership Tax							
Deposit	01/31/2022		Douglas County Treasurer	Deposit		7,393.79	7,393.79
Deposit	02/28/2022		Douglas County Treasurer	Deposit		6,591.17	13,984.96
Deposit	03/31/2022		Douglas County Treasurer	Deposit		7,700.23	21,685.19
Deposit	05/31/2022		Douglas County Treasurer	Deposit		7,993.27	29,678.46
Deposit	06/30/2022		Douglas County Treasurer	Deposit		7,047.16	36,725.62
Deposit	07/31/2022		Douglas County Treasurer	Deposit		7,644.46	44,370.08
Deposit	08/31/2022		Douglas County Treasurer	Deposit		9,874.89	54,244.97
Deposit	09/30/2022		Douglas County Treasurer	Deposit		7,327.05	61,572.02
General Journal	10/31/2022	Reclass ...		Reclassify 27% Income to Chatfield Farms	18,689.13		42,882.89
General Journal	10/31/2022	Reclass ...		Reclassify 27% Income to Chatfield Farms		18,689.13	61,572.02
Deposit	11/01/2022		-MULTIPLE-	Deposit		7,647.65	69,219.67
Deposit	11/30/2022		Douglas County Treasurer	Deposit		7,274.08	76,493.75
Total 41010 · Specific Ownership Tax					18,689.13	95,182.88	76,493.75
41020 · Property Tax							
Deposit	01/31/2022		Douglas County Treasurer	Deposit		10,563.74	10,563.74
Deposit	02/28/2022		Douglas County Treasurer	Deposit		445,392.08	455,955.82
Deposit	04/30/2022		Douglas County Treasurer	-MULTIPLE-		70,776.90	526,732.72
Deposit	05/31/2022		Douglas County Treasurer	Deposit		99,061.21	625,793.93
Deposit	06/30/2022		Douglas County Treasurer	Deposit		349,832.70	975,626.63
Deposit	07/31/2022		Douglas County Treasurer	Deposit		6,888.22	982,514.85
Deposit	08/31/2022		Douglas County Governm...	Deposit		1,249.72	983,764.57
Deposit	09/30/2022		Douglas County Treasurer	Deposit		403.40	984,167.97
General Journal	10/31/2022	Reclass ...		Reclassify 27% Income to Chatfield Farms	265,725.35		718,442.62
General Journal	10/31/2022	Reclass ...		Reclassify 27% Income to Chatfield Farms		265,725.35	984,167.97
Deposit	11/30/2022		Douglas County Treasurer	Deposit		177.82	984,345.79
Total 41020 · Property Tax					265,725.35	1,250,071.14	984,345.79
41040 · Prior Year Tax							
Deposit	03/31/2022		Douglas County Treasurer	Deposit		45,336.93	45,336.93
Deposit	05/31/2022		Douglas County Treasurer	Deposit	100.95		45,235.98
Deposit	08/31/2022		Douglas Country Governm...	Deposit	7.87		45,228.11
Deposit	11/01/2022		-MULTIPLE-	Deposit		13.18	45,241.29
Total 41040 · Prior Year Tax					108.82	45,350.11	45,241.29
41045 · Property Tax Interest							
Deposit	04/30/2022		Douglas County Treasurer	Deposit		3.57	3.57
Deposit	05/31/2022		Douglas County Treasurer	Deposit		50.24	53.81
Deposit	06/30/2022		Douglas County Treasurer	Deposit		93.82	147.63
Deposit	07/31/2022		Douglas County Treasurer	Deposit		188.41	336.04
Deposit	08/31/2022		Douglas County Treasurer	Deposit		52.87	388.91
Deposit	09/30/2022		Douglas County Treasurer	Deposit		18.52	407.43
Deposit	11/01/2022		-MULTIPLE-	-MULTIPLE-		38.08	445.51
Deposit	11/30/2022		Douglas County Treasurer	Deposit		10.67	456.18
Total 41045 · Property Tax Interest					0.00	456.18	456.18
Total 41000 · Property Tax Income					284,523.30	1,391,060.31	1,106,537.01
43000 · Park and Field Income							
43010 · Sports Field Fees							
Deposit	06/03/2022		Ken Caryl Little League	Deposit		2,000.00	2,000.00
Total 43010 · Sports Field Fees					0.00	2,000.00	2,000.00
43080 · Other Reservation Income							
Deposit	01/14/2022			Deposit		4,792.00	4,792.00
Deposit	03/04/2022		Douglas Country Governm...	Deposit		3,250.20	8,042.20
Deposit	08/19/2022		-MULTIPLE-	Deposit		1,330.00	9,372.20
Total 43080 · Other Reservation Income					0.00	9,372.20	9,372.20
Total 43000 · Park and Field Income					0.00	11,372.20	11,372.20
46000 · Interest Income							
46010 · General Bank Account Interest							
Deposit	01/31/2022			Deposit		33.23	33.23
Deposit	02/28/2022			Deposit		39.40	72.63
Deposit	03/31/2022			Deposit		128.49	201.12
Deposit	04/30/2022			Deposit		226.74	427.86
Deposit	05/31/2022			Deposit		419.19	847.05
Deposit	06/30/2022			Deposit		586.05	1,433.10
Deposit	07/31/2022			Deposit		891.28	2,324.38
Deposit	08/31/2022			Deposit		1,132.85	3,457.23
Deposit	09/30/2022			Deposit		1,205.65	4,662.88
Deposit	10/31/2022			Deposit		1,440.54	6,103.42
Deposit	11/30/2022			Deposit		1,628.15	7,731.57
Deposit	12/31/2022			Deposit		1,840.97	9,572.54
General Journal	12/31/2022	Rev Alloc			497.06		9,075.48
General Journal	12/31/2022	Rev Alloc				497.06	9,572.54
Total 46010 · General Bank Account Interest					497.06	10,069.60	9,572.54
Total 46000 · Interest Income					497.06	10,069.60	9,572.54

Roxborough Village Metro District
General Fund Profit & Loss Detail

January through December 2022

Type	Date	Num	Name	Memo	Debit	Credit	Balance
47500 · Insurance Claim Inc.							
Deposit	08/04/2022		Colorado Special Districts ...	Deposit		4,200.00	4,200.00
Total 47500 · Insurance Claim Inc.					0.00	4,200.00	4,200.00
49000 · Miscellaneous Income							
49010 · Miscellaneous Income							
Deposit	01/21/2022			Deposit		13.84	13.84
Deposit	02/18/2022		Douglas County Libraries	Deposit		100.00	113.84
Deposit	08/19/2022		CORE Electric Cooperative	Deposit		152.33	266.17
Total 49010 · Miscellaneous Income					0.00	266.17	266.17
Total 49000 · Miscellaneous Income					0.00	266.17	266.17
Total Income					285,020.36	1,416,968.28	1,131,947.92
Gross Profit					285,020.36	1,416,968.28	1,131,947.92
Expense							
50000 · Treasurer Fees							
Deposit	01/31/2022		Douglas County Treasurer	Deposit	158.47		158.47
Deposit	02/28/2022		Douglas County Treasurer	Deposit	6,680.87		6,839.34
Deposit	03/31/2022		Douglas County Treasurer	-MULTIPLE-	680.04		7,519.38
Deposit	04/30/2022		Douglas County Treasurer	Deposit	1,055.60		8,574.98
Deposit	05/31/2022		Douglas County Treasurer	Deposit	1,486.70		10,061.68
Deposit	05/31/2022		Douglas County Treasurer	prior year		1.46	10,060.22
Deposit	06/30/2022		Douglas County Treasurer	Deposit	5,248.88		15,309.10
Deposit	07/31/2022		Douglas County Treasurer	Deposit	106.15		15,415.25
Deposit	08/31/2022		Douglas County Treasurer	Deposit	19.41		15,434.66
Deposit	09/30/2022		Douglas County Treasurer	Deposit	6.33		15,440.99
General Journal	10/31/2022	Reclass ...		Reclassify 15 % Expenses to Chatfield Farms		2,316.26	13,124.73
General Journal	10/31/2022	Reclass ...		Reclassify 15 % Expenses to Chatfield Farms	2,316.26		15,440.99
Deposit	11/01/2022		Douglas County Treasurer	-MULTIPLE-	0.77		15,441.76
Deposit	11/30/2022		Douglas County Treasurer	Deposit	2.83		15,444.59
Total 50000 · Treasurer Fees					17,762.31	2,317.72	15,444.59
51000 · General Overhead							
51005 · Dues & Subscriptions							
Bill	02/22/2022	2022 Dues	Special District Association...		1,061.91		1,061.91
Bill	05/31/2022	46079	Folkestad Fazekas Barrick ...	Community Resource Services of Colorado ...	3,872.00		4,933.91
Bill	06/30/2022	46359	Folkestad Fazekas Barrick ...		3,469.88		8,403.79
General Journal	10/31/2022	Reclass ...		Reclassify 15 % Expenses to Chatfield Farms		1,260.57	7,143.22
General Journal	10/31/2022	Reclass ...		Reclassify 15 % Expenses to Chatfield Farms	1,260.57		8,403.79
Total 51005 · Dues & Subscriptions					9,664.36	1,260.57	8,403.79
51010 · Communication / Website Expense							
Bill	02/28/2022	3174404	Clifton Larson Allen, LLP		448.00		448.00
General Journal	10/31/2022	Reclass ...		Reclassify 15 % Expenses to Chatfield Farms		67.20	380.80
General Journal	10/31/2022	Reclass ...		Reclassify 15 % Expenses to Chatfield Farms	67.20		448.00
Total 51010 · Communication / Website Expense					515.20	67.20	448.00
51030 · Security Expense							
Bill	05/05/2022	10658	Douglas County Deputy Sh...		201.00		201.00
Total 51030 · Security Expense					201.00	0.00	201.00
51050 · Utilities Expense							
Check	01/05/2022	ACH	Intermountain Rural Electri...		30.00		30.00
Check	01/05/2022	ACH	Intermountain Rural Electri...		21.73		51.73
Check	01/07/2022	ACH	Intermountain Rural Electri...		100.14		151.87
Check	01/07/2022	ACH	Intermountain Rural Electri...		77.64		229.51
Check	01/07/2022	ACH	Intermountain Rural Electri...		21.00		250.51
Check	01/07/2022	ACH	Intermountain Rural Electri...		21.97		272.48
Check	01/11/2022	ACH	Intermountain Rural Electri...		516.00		788.48
Check	01/18/2022	ACH	Intermountain Rural Electri...		21.00		809.48
Check	01/24/2022	ACH	Intermountain Rural Electri...		49.00		858.48
Check	01/24/2022	ACH	Intermountain Rural Electri...		18.50		876.98
Check	01/31/2022		Xcel Energy		18.73		895.71
Check	02/07/2022	ACH	Intermountain Rural Electri...		30.00		925.71
Check	02/07/2022		Intermountain Rural Electri...		21.60		947.31
Check	02/09/2022		Intermountain Rural Electri...		100.22		1,047.53
Check	02/09/2022		Intermountain Rural Electri...		92.62		1,140.15
Check	02/09/2022		Intermountain Rural Electri...		21.00		1,161.15
Check	02/09/2022		Intermountain Rural Electri...		21.97		1,183.12
Check	02/11/2022		Intermountain Rural Electri...		516.00		1,699.12
Check	02/16/2022		Intermountain Rural Electri...		21.00		1,720.12
Check	02/22/2022		Intermountain Rural Electri...		49.00		1,769.12
Check	02/22/2022		Intermountain Rural Electri...		18.50		1,787.62
Check	03/01/2022		Xcel Energy		18.62		1,806.24
Check	03/08/2022	ACH	Intermountain Rural Electri...		30.00		1,836.24
Check	03/08/2022	ACH	Intermountain Rural Electri...		21.74		1,857.98
Check	03/10/2022	ACH	Intermountain Rural Electri...		99.09		1,957.07
Check	03/10/2022	ACH	Intermountain Rural Electri...		23.69		1,980.76
Check	03/10/2022	ACH	Intermountain Rural Electri...		21.00		2,001.76
Check	03/10/2022	ACH	Intermountain Rural Electri...		21.85		2,023.61
Check	03/15/2022	ACH	Intermountain Rural Electri...		516.00		2,539.61
Check	03/18/2022	ACH	Intermountain Rural Electri...		21.00		2,560.61
Check	03/22/2022	ACH	Intermountain Rural Electri...		49.00		2,609.61
Check	03/22/2022	ACH	Intermountain Rural Electri...		18.50		2,628.11
Check	03/29/2022		Xcel Energy		18.33		2,646.44
Check	04/06/2022	ACH	CORE Electric Cooperative		30.00		2,676.44
Check	04/06/2022	ACH	CORE Electric Cooperative		21.49		2,697.93

Roxborough Village Metro District
General Fund Profit & Loss Detail

January through December 2022

Type	Date	Num	Name	Memo	Debit	Credit	Balance
Check	04/07/2022	ACH	CORE Electric Cooperative		163.15		2,861.08
Check	04/11/2022	ACH	CORE Electric Cooperative		516.00		3,377.08
Check	04/14/2022	ACH	CORE Electric Cooperative		21.00		3,398.08
Check	04/27/2022	ACH	Xcel Energy		18.29		3,416.37
Check	05/11/2022	ACH	CORE Electric Cooperative		824.73		4,241.10
Check	05/23/2022		Xcel Energy		19.32		4,260.42
Check	06/08/2022	ACH	CORE Electric Cooperative		1,019.30		5,279.72
Check	06/28/2022		Xcel Energy		19.16		5,298.88
Check	07/12/2022		CORE Electric Cooperative		1,353.03		6,651.91
Check	07/27/2022		Xcel Energy		19.16		6,671.07
Check	08/11/2022		CORE Electric Cooperative		1,761.71		8,432.78
Check	08/29/2022		Xcel Energy		19.30		8,452.08
Check	09/07/2022		CORE Electric Cooperative		827.44		9,279.52
Check	09/27/2022		Xcel Energy		19.58		9,299.10
Check	10/13/2022		CORE Electric Cooperative		1,570.66		10,869.76
Check	10/31/2022		Xcel Energy		19.80		10,889.56
Bill	10/31/2022	26607	Diversified Underground	10/1-10/31/2022	3,735.00		14,624.56
General Journal	10/31/2022	Reclass ...		Reclassify 15 % Expenses to Chatfield Farms		1,633.43	12,991.13
General Journal	10/31/2022	Reclass ...		Reclassify 15 % Expenses to Chatfield Farms	1,633.43		14,624.56
Check	11/09/2022	ACH	CORE Electric Cooperative		1,348.19		15,972.75
Check	11/15/2022	ACH	Roxborough Water & Sanit...		1,376.75		17,349.50
Check	11/15/2022	ACH	Roxborough Water & Sanit...		1,039.00		18,388.50
Check	11/15/2022	ACH	Roxborough Water & Sanit...		806.49		19,194.99
Check	11/15/2022	ACH	Roxborough Water & Sanit...		290.75		19,485.74
Check	11/15/2022	ACH	Roxborough Water & Sanit...		110.50		19,596.24
Check	11/30/2022	ACH	Xcel Energy		20.26		19,616.50
General Journal	11/30/2022	CFF Alloc.		Monthly Allocation to CFF - 15%		748.79	18,867.71
General Journal	11/30/2022	CFF Alloc.		Monthly Allocation to CFF - 15%	748.79		19,616.50
Check	12/08/2022	ACH	CORE Electric Cooperative		956.77		20,573.27
Check	12/30/2022		Xcel Energy		20.40		20,593.67
General Journal	12/31/2022	Exp Alloc				276.15	20,317.52
General Journal	12/31/2022	Exp Alloc			276.15		20,593.67
Total 51050 · Utilities Expense					23,252.04	2,658.37	20,593.67
51060 · District Functions/Events							
Bill	07/19/2022	2022-1	Roxborough Music Festival		1,000.00		1,000.00
Total 51060 · District Functions/Events					1,000.00	0.00	1,000.00
Total 51000 · General Overhead					34,632.60	3,986.14	30,646.46
52000 · Computer & Software Expenses							
52040 · Software & Online Subscriptions							
Check	10/07/2022		Bill.com LLC		343.88		343.88
Check	11/08/2022		Bill.com LLC		391.54		735.42
General Journal	11/30/2022	CFF Alloc.		Monthly Allocation to CFF - 15%		58.73	676.69
General Journal	11/30/2022	CFF Alloc.		Monthly Allocation to CFF - 15%	58.73		735.42
Check	12/07/2022		Bill.com LLC		343.57		1,078.99
General Journal	12/31/2022	Exp Alloc				51.54	1,027.45
General Journal	12/31/2022	Exp Alloc			51.54		1,078.99
Total 52040 · Software & Online Subscriptions					1,189.26	110.27	1,078.99
Total 52000 · Computer & Software Expenses					1,189.26	110.27	1,078.99
52500 · Insurance Expense							
52550 · General Insurance							
Bill	01/01/2022	POL-001...	Colorado Special Districts ...		29,859.00		29,859.00
Bill	08/26/2022	23WC-60...	Colorado Special Districts ...		450.00		30,309.00
General Journal	10/31/2022	Reclass ...		Reclassify 15 % Expenses to Chatfield Farms		4,478.85	25,830.15
General Journal	10/31/2022	Reclass ...		Reclassify 15 % Expenses to Chatfield Farms	4,478.85		30,309.00
Total 52550 · General Insurance					34,787.85	4,478.85	30,309.00
52500 · Insurance Expense - Other							
Bill	03/09/2022	68996341	CNA Surety Direct Bill		170.00		170.00
Total 52500 · Insurance Expense - Other					170.00	0.00	170.00
Total 52500 · Insurance Expense					34,957.85	4,478.85	30,479.00
52600 · Election Expense							
Bill	02/28/2022	3174404	Clifton Larson Allen, LLP		1,179.20		1,179.20
Bill	03/11/2022	2220487-4	T Enterprises dba 1 Vision		1,408.00		2,587.20
Bill	03/31/2022	3218218	Clifton Larson Allen, LLP		2,602.72		5,189.92
Bill	04/20/2022	2220487	T Enterprises dba 1 Vision		17,266.79		22,456.71
Bill	05/31/2022	3315146	Clifton Larson Allen, LLP		1,016.78		23,473.49
Bill	10/25/2022	Matter 16...	Community Resource Serv...		17,834.88		41,308.37
Total 52600 · Election Expense					41,308.37	0.00	41,308.37

Roxborough Village Metro District
General Fund Profit & Loss Detail

January through December 2022

Type	Date	Num	Name	Memo	Debit	Credit	Balance
53000 · Board of Director's Expense							
53010 · Directors' Stipend							
Paycheck	01/21/2022		Calvin Brown		100.00		100.00
Paycheck	01/21/2022		Garry Cook		100.00		200.00
Paycheck	01/21/2022		Ephram Glass		100.00		300.00
Paycheck	01/21/2022		Debra Prysby		100.00		400.00
Paycheck	01/21/2022		Edward Wagner		100.00		500.00
Paycheck	02/17/2022		Calvin Brown		200.00		700.00
Paycheck	02/17/2022		Garry Cook		200.00		900.00
Paycheck	02/17/2022		Ephram Glass		200.00		1,100.00
Paycheck	02/17/2022		Debra Prysby		200.00		1,300.00
Paycheck	02/17/2022		Edward Wagner		200.00		1,500.00
Paycheck	03/18/2022		Calvin Brown		100.00		1,600.00
Paycheck	03/18/2022		Garry Cook		100.00		1,700.00
Paycheck	03/18/2022		Ephram Glass		100.00		1,800.00
Paycheck	03/18/2022		Debra Prysby		100.00		1,900.00
Paycheck	04/22/2022		Calvin Brown		100.00		2,000.00
Paycheck	04/22/2022		Garry Cook		100.00		2,100.00
Paycheck	04/22/2022		Ephram Glass		100.00		2,200.00
Paycheck	04/22/2022		Debra Prysby		100.00		2,300.00
Paycheck	04/22/2022		Edward Wagner		100.00		2,400.00
Paycheck	05/27/2022		Calvin Brown		100.00		2,500.00
Paycheck	05/27/2022		Ephram Glass		100.00		2,600.00
Paycheck	05/27/2022		Mathew Hart		100.00		2,700.00
Paycheck	05/27/2022		Travis Jensen		100.00		2,800.00
Paycheck	07/01/2022		Calvin Brown		100.00		2,900.00
Paycheck	07/01/2022		Ephram Glass		100.00		3,000.00
Paycheck	07/01/2022		Mathew Hart		100.00		3,100.00
Paycheck	07/01/2022		Travis Jensen		100.00		3,200.00
Paycheck	07/14/2022		Calvin Brown		200.00		3,400.00
Paycheck	07/14/2022		Ephram Glass		200.00		3,600.00
Paycheck	07/14/2022		Mathew Hart		200.00		3,800.00
Paycheck	07/14/2022		Travis Jensen		200.00		4,000.00
Paycheck	07/22/2022		Calvin Brown		100.00		4,100.00
Paycheck	07/22/2022		Ephram Glass		100.00		4,200.00
Paycheck	07/22/2022		Mathew Hart		100.00		4,300.00
Paycheck	07/22/2022		Travis Jensen		100.00		4,400.00
Paycheck	08/02/2022		Calvin Brown		100.00		4,500.00
Paycheck	08/02/2022		Ephram Glass		100.00		4,600.00
Paycheck	08/02/2022		Mathew Hart		100.00		4,700.00
Paycheck	08/02/2022		Travis Jensen		100.00		4,800.00
Paycheck	08/08/2022		Calvin Brown		200.00		5,000.00
Paycheck	08/08/2022		Ephram Glass		200.00		5,200.00
Paycheck	08/08/2022		Mathew Hart		200.00		5,400.00
Paycheck	08/08/2022		Travis Jensen		200.00		5,600.00
Paycheck	08/18/2022		Calvin Brown		100.00		5,700.00
Paycheck	08/18/2022		Ephram Glass		100.00		5,800.00
Paycheck	08/18/2022		Mathew Hart		100.00		5,900.00
Paycheck	08/18/2022		Travis Jensen		100.00		6,000.00
Paycheck	08/23/2022		Ephram Glass		100.00		6,100.00
Paycheck	08/23/2022		Mathew Hart		100.00		6,200.00
Paycheck	08/23/2022		Travis Jensen		100.00		6,300.00
General Journal	10/31/2022	Reclass ...		Reclassify 15 % Expenses to Chatfield Farms		945.00	5,355.00
General Journal	10/31/2022	Reclass ...		Reclassify 15 % Expenses to Chatfield Farms	945.00		6,300.00
Paycheck	11/16/2022	DD1003	Mathew Hart	Direct Deposit	400.00		6,700.00
Paycheck	11/16/2022	DD1004	Travis Jensen	Direct Deposit	400.00		7,100.00
Paycheck	11/16/2022	DD1001	Calvin Brown	Direct Deposit	300.00		7,400.00
Paycheck	11/16/2022	DD1002	Ephram Glass	Direct Deposit	400.00		7,800.00
General Journal	11/30/2022	CFF Alloc.		Monthly Allocation to CFF - 15%		225.00	7,575.00
General Journal	11/30/2022	CFF Alloc.		Monthly Allocation to CFF - 15%	225.00		7,800.00
Paycheck	12/21/2022	DD1006	Ephram Glass	Board Meetings: 11/07, 11/15, 11/29, 12/12	400.00		8,200.00
Paycheck	12/21/2022	DD1007	Mathew Hart	Board Meetings: 11/07, 11/15, 11/29, 12/12	400.00		8,600.00
Paycheck	12/21/2022	DD1008	Travis Jensen	Board Meetings: 11/07, 11/15, 11/29, 12/12	400.00		9,000.00
Paycheck	12/21/2022	DD1005	Calvin Brown	Board Meetings: 11/15, 11/29, 12/12	300.00		9,300.00
General Journal	12/31/2022	Exp Alloc				225.00	9,075.00
General Journal	12/31/2022	Exp Alloc			225.00		9,300.00
Total 53010 · Directors' Stipend					10,695.00	1,395.00	9,300.00
53040 · BOD Conference/Retreat Expense							
Bill	09/13/2022		Calvin Brown*		437.70		437.70
Total 53040 · BOD Conference/Retreat Expense					437.70	0.00	437.70
Total 53000 · Board of Director's Expense					11,132.70	1,395.00	9,737.70
53500 · Community Relations Exp.							
53510 · Legal Notices & Publications							
Bill	04/08/2022	53437	Colorado Community Media		30.96		30.96
Bill	11/11/2022	71794	Colorado Community Media		30.08		61.04
Total 53510 · Legal Notices & Publications					61.04	0.00	61.04
Total 53500 · Community Relations Exp.					61.04	0.00	61.04

Roxborough Village Metro District
General Fund Profit & Loss Detail

January through December 2022

Type	Date	Num	Name	Memo	Debit	Credit	Balance
54000 · Payroll Expenses							
54060 · Employer Payroll Taxes							
Paycheck	01/21/2022		Calvin Brown		7.65		7.65
Paycheck	01/21/2022		Garry Cook		7.65		15.30
Paycheck	01/21/2022		Ephram Glass		7.65		22.95
Paycheck	01/21/2022		Debra Prysby		7.65		30.60
Paycheck	01/21/2022		Edward Wagner		7.65		38.25
Paycheck	02/17/2022		Calvin Brown		15.30		53.55
Paycheck	02/17/2022		Garry Cook		15.30		68.85
Paycheck	02/17/2022		Ephram Glass		15.30		84.15
Paycheck	02/17/2022		Debra Prysby		15.30		99.45
Paycheck	02/17/2022		Edward Wagner		15.30		114.75
Paycheck	03/18/2022		Calvin Brown		7.65		122.40
Paycheck	03/18/2022		Garry Cook		7.65		130.05
Paycheck	03/18/2022		Ephram Glass		7.65		137.70
Paycheck	03/18/2022		Debra Prysby		7.65		145.35
Paycheck	04/22/2022		Calvin Brown		7.65		153.00
Paycheck	04/22/2022		Garry Cook		7.65		160.65
Paycheck	04/22/2022		Ephram Glass		7.65		168.30
Paycheck	04/22/2022		Debra Prysby		7.65		175.95
Paycheck	04/22/2022		Edward Wagner		7.65		183.60
Paycheck	05/27/2022		Calvin Brown		7.65		191.25
Paycheck	05/27/2022		Ephram Glass		7.65		198.90
Paycheck	05/27/2022		Mathew Hart		7.65		206.55
Paycheck	05/27/2022		Travis Jensen		7.65		214.20
Paycheck	07/01/2022		Calvin Brown		7.65		221.85
Paycheck	07/01/2022		Ephram Glass		7.65		229.50
Paycheck	07/01/2022		Mathew Hart		7.65		237.15
Paycheck	07/01/2022		Travis Jensen		7.65		244.80
Paycheck	07/14/2022		Calvin Brown		15.30		260.10
Paycheck	07/14/2022		Ephram Glass		15.30		275.40
Paycheck	07/14/2022		Mathew Hart		15.30		290.70
Paycheck	07/14/2022		Travis Jensen		15.30		306.00
Paycheck	07/22/2022		Calvin Brown		7.65		313.65
Paycheck	07/22/2022		Ephram Glass		7.65		321.30
Paycheck	07/22/2022		Mathew Hart		7.65		328.95
Paycheck	07/22/2022		Travis Jensen		7.65		336.60
Paycheck	08/02/2022		Calvin Brown		7.65		344.25
Paycheck	08/02/2022		Ephram Glass		7.65		351.90
Paycheck	08/02/2022		Mathew Hart		7.65		359.55
Paycheck	08/02/2022		Travis Jensen		7.65		367.20
Paycheck	08/08/2022		Calvin Brown		15.30		382.50
Paycheck	08/08/2022		Ephram Glass		15.30		397.80
Paycheck	08/08/2022		Mathew Hart		15.30		413.10
Paycheck	08/08/2022		Travis Jensen		15.30		428.40
Paycheck	08/18/2022		Calvin Brown		7.65		436.05
Paycheck	08/18/2022		Ephram Glass		7.65		443.70
Paycheck	08/18/2022		Mathew Hart		7.65		451.35
Paycheck	08/18/2022		Travis Jensen		7.65		459.00
General Journal	08/23/2022	YE AJE		re-classify		422.55	36.45
Paycheck	08/23/2022		Ephram Glass		8.25		44.70
Paycheck	08/23/2022		Mathew Hart		8.25		52.95
Paycheck	08/23/2022		Travis Jensen		8.25		61.20
General Journal	10/31/2022			Reclassify 15 % Expenses to Chatfield Farms		135.95	-74.75
General Journal	10/31/2022	Reclass ...		Reclassify 15 % Expenses to Chatfield Farms	135.95		61.20
Paycheck	11/16/2022	DD1003	Mathew Hart	Direct Deposit	30.60		91.80
Paycheck	11/16/2022	DD1004	Travis Jensen	Direct Deposit	30.60		122.40
Paycheck	11/16/2022	DD1001	Calvin Brown	Direct Deposit	22.95		145.35
Paycheck	11/16/2022	DD1002	Ephram Glass	Direct Deposit	30.60		175.95
General Journal	11/30/2022	CFF Alloc.		Monthly Allocation to CFF - 15%		17.21	158.74
General Journal	11/30/2022	CFF Alloc.		Monthly Allocation to CFF - 15%	17.21		175.95
Paycheck	12/21/2022	DD1006	Ephram Glass	Board Meetings: 11/07, 11/15, 11/29, 12/12	30.60		206.55
Paycheck	12/21/2022	DD1007	Mathew Hart	Board Meetings: 11/07, 11/15, 11/29, 12/12	30.60		237.15
Paycheck	12/21/2022	DD1008	Travis Jensen	Board Meetings: 11/07, 11/15, 11/29, 12/12	30.60		267.75
Paycheck	12/21/2022	DD1005	Calvin Brown	Board Meetings: 11/15, 11/29, 12/12	22.95		290.70
General Journal	12/31/2022	Exp Alloc				17.21	273.49
General Journal	12/31/2022	Exp Alloc			17.21		290.70
Total 54060 · Employer Payroll Taxes					883.62	592.92	290.70
54095 · Payroll Processing Fees							
General Journal	12/31/2022	Exp Alloc			7.00		7.00
Total 54095 · Payroll Processing Fees					7.00	0.00	7.00

Roxborough Village Metro District
General Fund Profit & Loss Detail

January through December 2022

Type	Date	Num	Name	Memo	Debit	Credit	Balance
54000 · Payroll Expenses - Other							
Paycheck	01/21/2022		Calvin Brown		0.00		0.00
Paycheck	01/21/2022		Garry Cook		0.00		0.00
Paycheck	01/21/2022		Ephram Glass		0.00		0.00
Paycheck	01/21/2022		Debra Prysby		0.00		0.00
Paycheck	01/21/2022		Edward Wagner		0.00		0.00
Paycheck	02/17/2022		Calvin Brown		0.00		0.00
Paycheck	02/17/2022		Garry Cook		0.00		0.00
Paycheck	02/17/2022		Ephram Glass		0.00		0.00
Paycheck	02/17/2022		Debra Prysby		0.00		0.00
Paycheck	02/17/2022		Edward Wagner		0.00		0.00
Paycheck	03/18/2022		Calvin Brown		0.00		0.00
Paycheck	03/18/2022		Garry Cook		0.00		0.00
Paycheck	03/18/2022		Ephram Glass		0.00		0.00
Paycheck	03/18/2022		Debra Prysby		0.00		0.00
Paycheck	04/22/2022		Calvin Brown		0.00		0.00
Paycheck	04/22/2022		Garry Cook		0.00		0.00
Paycheck	04/22/2022		Ephram Glass		0.00		0.00
Paycheck	04/22/2022		Debra Prysby		0.00		0.00
Paycheck	04/22/2022		Edward Wagner		0.00		0.00
Paycheck	05/27/2022		Calvin Brown		0.00		0.00
Paycheck	05/27/2022		Ephram Glass		0.00		0.00
Paycheck	05/27/2022		Mathew Hart		0.00		0.00
Paycheck	05/27/2022		Travis Jensen		0.00		0.00
Paycheck	07/01/2022		Calvin Brown		0.00		0.00
Paycheck	07/01/2022		Ephram Glass		0.00		0.00
Paycheck	07/01/2022		Mathew Hart		0.00		0.00
Paycheck	07/01/2022		Travis Jensen		0.00		0.00
Paycheck	07/14/2022		Calvin Brown		0.00		0.00
Paycheck	07/14/2022		Ephram Glass		0.00		0.00
Paycheck	07/14/2022		Mathew Hart		0.00		0.00
Paycheck	07/14/2022		Travis Jensen		0.00		0.00
Paycheck	07/22/2022		Calvin Brown		0.00		0.00
Paycheck	07/22/2022		Ephram Glass		0.00		0.00
Paycheck	07/22/2022		Mathew Hart		0.00		0.00
Paycheck	07/22/2022		Travis Jensen		0.00		0.00
Paycheck	08/02/2022		Calvin Brown		0.00		0.00
Paycheck	08/02/2022		Ephram Glass		0.00		0.00
Paycheck	08/02/2022		Mathew Hart		0.00		0.00
Paycheck	08/02/2022		Travis Jensen		0.00		0.00
Paycheck	08/08/2022		Calvin Brown		0.00		0.00
Paycheck	08/08/2022		Ephram Glass		0.00		0.00
Paycheck	08/08/2022		Mathew Hart		0.00		0.00
Paycheck	08/08/2022		Travis Jensen		0.00		0.00
Paycheck	08/18/2022		Calvin Brown		0.00		0.00
Paycheck	08/18/2022		Ephram Glass		0.00		0.00
Paycheck	08/18/2022		Mathew Hart		0.00		0.00
Paycheck	08/18/2022		Travis Jensen		0.00		0.00
Paycheck	08/23/2022		Ephram Glass		0.00		0.00
Paycheck	08/23/2022		Mathew Hart		0.00		0.00
Paycheck	08/23/2022		Travis Jensen		0.00		0.00
Check	10/21/2022		QuickBooks Payroll Service	Bank Verify	0.03		0.03
Deposit	10/28/2022		QuickBooks Payroll Service	Verify Bank		0.03	0.00
Liability Check	11/15/2022		QuickBooks Payroll Service	Fee for 4 direct deposit(s) at \$1.75 each	7.00		7.00
Paycheck	11/16/2022	DD1003	Mathew Hart	Direct Deposit	0.00		7.00
Paycheck	11/16/2022	DD1004	Travis Jensen	Direct Deposit	0.00		7.00
Paycheck	11/16/2022	DD1001	Calvin Brown	Direct Deposit	0.00		7.00
Paycheck	11/16/2022	DD1002	Ephram Glass	Direct Deposit	0.00		7.00
General Journal	11/30/2022	CFF Alloc.		Monthly Allocation to CFF - 15%		1.05	5.95
General Journal	11/30/2022	CFF Alloc.		Monthly Allocation to CFF - 15%	1.05		7.00
Liability Check	12/20/2022		QuickBooks Payroll Service	Fee for 4 direct deposit(s) at \$1.75 each	7.00		14.00
Paycheck	12/21/2022	DD1006	Ephram Glass	Board Meetings: 11/07, 11/15, 11/29, 12/12	0.00		14.00
Paycheck	12/21/2022	DD1007	Mathew Hart	Board Meetings: 11/07, 11/15, 11/29, 12/12	0.00		14.00
Paycheck	12/21/2022	DD1008	Travis Jensen	Board Meetings: 11/07, 11/15, 11/29, 12/12	0.00		14.00
Paycheck	12/21/2022	DD1005	Calvin Brown	Board Meetings: 11/15, 11/29, 12/12	0.00		14.00
General Journal	12/31/2022	Exp Alloc				7.00	7.00
Total 54000 · Payroll Expenses - Other					15.08	8.08	7.00
Total 54000 · Payroll Expenses					905.70	601.00	304.70
57000 · Professional Services Fees							
57010 · Auditing							
Bill	07/07/2022	2074334	WIPFLI LLP		5,250.00		5,250.00
General Journal	10/31/2022	AJE		re-classify expenses to Cap Fund - 4%		210.00	5,040.00
General Journal	10/31/2022	Reclass ...		Reclassify 15 % Expenses to Chatfield Farms		756.00	4,284.00
General Journal	10/31/2022	Reclass ...		Reclassify 15 % Expenses to Chatfield Farms	756.00		5,040.00
Total 57010 · Auditing					6,006.00	966.00	5,040.00

Roxborough Village Metro District
General Fund Profit & Loss Detail

January through December 2022

Type	Date	Num	Name	Memo	Debit	Credit	Balance
57020 · Legal Expenses							
Bill	01/31/2022	43962	Folkestad Fazekas Barrick ...		7,823.00		7,823.00
Bill	02/28/2022	44537	Folkestad Fazekas Barrick ...		8,126.00		15,949.00
Bill	03/31/2022	45035	Folkestad Fazekas Barrick ...		6,800.28		22,749.28
Bill	04/30/2022	45648	Folkestad Fazekas Barrick ...		7,456.00		30,205.28
Bill	05/31/2022	46079	Folkestad Fazekas Barrick ...		5,398.00		35,603.28
Bill	06/23/2022	43434	Folkestad Fazekas Barrick ...		4,189.00		39,792.28
Bill	06/23/2022	42922	Folkestad Fazekas Barrick ...		7,036.50		46,828.78
Bill	06/30/2022	46359	Folkestad Fazekas Barrick ...		12,491.00		59,319.78
Bill	07/31/2022	47266	Folkestad Fazekas Barrick ...		8,907.00		68,226.78
Bill	08/31/2022	47709	Folkestad Fazekas Barrick ...		14,997.90		83,224.68
Bill	09/30/2022	48353	Folkestad Fazekas Barrick ...		3,363.00		86,587.68
Bill	10/13/2022	141528	Ireland Stapleton Pryor & P...		10,611.00		97,198.68
General Journal	10/31/2022	AJE		re-classify expenses to Cap Fund - 4%		4,419.70	92,778.98
Bill	10/31/2022	48923	Folkestad Fazekas Barrick ...		4,155.32		96,934.30
General Journal	10/31/2022	Reclass ...		Reclassify 15 % Expenses to Chatfield Farms		11,820.75	85,113.55
General Journal	10/31/2022	Reclass ...		Reclassify 15 % Expenses to Chatfield Farms			96,934.30
Bill	10/31/2022	142272	Ireland Stapleton Pryor & P...		9,448.00		106,382.30
Bill	11/30/2022	49259	Folkestad Fazekas Barrick ...		3,850.00		110,232.30
Bill	12/08/2022	143045	Ireland Stapleton Pryor & P...		20,510.28		130,742.58
General Journal	12/31/2022	Exp Alloc				3,204.73	127,537.85
General Journal	12/31/2022	Exp Alloc			3,204.73		130,742.58
Total 57020 · Legal Expenses					150,187.76	19,445.18	130,742.58
57030 · Accounting Services							
Bill	01/31/2022	3145969	Clifton Larson Allen, LLP		5,334.56		5,334.56
Bill	02/28/2022	3176104	Clifton Larson Allen, LLP		4,962.18		10,296.74
Bill	03/31/2022	3222320	Clifton Larson Allen, LLP		5,378.45		15,675.19
Bill	04/30/2022	3280468	Clifton Larson Allen, LLP		2,920.19		18,595.38
Bill	05/31/2022	3312278	Clifton Larson Allen, LLP		7,811.45		26,406.83
Bill	06/30/2022	3344932	Clifton Larson Allen, LLP		4,051.47		30,458.30
Bill	07/31/2022	3373979	Clifton Larson Allen, LLP		5,335.30		35,793.60
Bill	09/21/2022	3409793	Clifton Larson Allen, LLP		7,333.14		43,126.74
Bill	10/03/2022	5511	Gembok Consulting Inc.		5,643.75		48,770.49
Bill	10/24/2022	3446067	Clifton Larson Allen, LLP		3,115.57		51,886.06
General Journal	10/31/2022	AJE		re-classify expenses to Cap Fund - 4%		1,950.83	49,935.23
General Journal	10/31/2022	Reclass ...		Reclassify 15 % Expenses to Chatfield Farms		7,740.34	42,194.89
General Journal	10/31/2022	Reclass ...		Reclassify 15 % Expenses to Chatfield Farms			49,935.23
Bill	11/01/2022	5537	Gembok Consulting Inc.		3,745.20		53,680.43
General Journal	11/30/2022	CFF Alloc.		Monthly Allocation to CFF - 15%	0.00		53,680.43
Bill	12/01/2022	5556	Gembok Consulting Inc.		12,048.00		65,728.43
General Journal	12/31/2022	Exp Alloc				1,882.50	63,845.93
General Journal	12/31/2022	Exp Alloc			1,882.50		65,728.43
Total 57030 · Accounting Services					77,302.10	11,573.67	65,728.43
57040 · District Management							
Bill	01/31/2022	3146121	Clifton Larson Allen, LLP		18,375.00		18,375.00
Bill	02/28/2022	3174404	Clifton Larson Allen, LLP		18,815.75		37,190.75
Bill	03/31/2022	3218218	Clifton Larson Allen, LLP		15,556.00		52,746.75
Bill	04/30/2022	3279409	Clifton Larson Allen, LLP		12,130.69		64,877.44
Bill	05/31/2022	3315146	Clifton Larson Allen, LLP		14,592.56		79,470.00
Bill	06/30/2022	3345228	Clifton Larson Allen, LLP		16,397.27		95,867.27
Bill	07/14/2022	CalvinBro...	Special District Association...		375.00		96,242.27
Bill	07/14/2022	EphramG...	Special District Association...		375.00		96,617.27
Bill	07/14/2022	MarkRubi...	Special District Association...		375.00		96,992.27
Bill	07/31/2022	3371749	Clifton Larson Allen, LLP		20,180.75		117,173.02
Bill	09/19/2022	3408127	Clifton Larson Allen, LLP		20,082.04		137,255.06
Bill	09/30/2022	09/30/2022	Special District Manageme...	-MULTIPLE-	10,213.84		147,468.90
Bill	10/13/2022	3438784	Clifton Larson Allen, LLP		999.08		148,467.98
General Journal	10/31/2022	AJE		re-classify expenses to Cap Fund - 4%		5,485.17	142,982.81
General Journal	10/31/2022	Reclass ...		Reclassify 15 % Expenses to Chatfield Farms		21,994.50	120,988.31
General Journal	10/31/2022	Reclass ...		Reclassify 15 % Expenses to Chatfield Farms	21,994.50		142,982.81
Bill	10/31/2022	10/31/2022	Special District Manageme...	-MULTIPLE-	7,460.80		150,443.61
Bill	11/30/2022	11/30/2022	Special District Manageme...	-MULTIPLE-	10,788.04		161,231.65
Total 57040 · District Management					188,711.32	27,479.67	161,231.65
57050 · Engineering Expense							
General Journal	01/01/2022	Clr Rox AP	Roxborough Metro District			1,044.98	-1,044.98
Bill	01/31/2022	MMRE62...	Mulhern MRE Inc.		2,621.95		1,576.97
General Journal	01/31/2022	Balance AP	Mulhern MRE Inc.	Balancing AP - Paid in 2021 Voided in 2022		11,111.65	-9,534.68
Bill	02/28/2022	MMRE62...	Mulhern MRE Inc.		3,388.46		-6,146.22
Bill	03/31/2022	MMRE62...	Mulhern MRE Inc.		2,522.59		-3,623.63
Bill	04/30/2022	MMRE62...	Mulhern MRE Inc.		1,718.26		-1,905.37
Bill	05/31/2022	MMRE62...	Mulhern MRE Inc.		3,781.54		1,876.17
Bill	06/24/2022	23436	Browns Hill Engineering & ...		866.00		2,742.17
Bill	06/30/2022	MMRE63...	Mulhern MRE Inc.		4,631.64		7,373.81
Bill	07/08/2022	23521	Browns Hill Engineering & ...		293.00		7,666.81
Bill	07/31/2022	MMRE63...	Mulhern MRE Inc.		2,470.23		10,137.04
Bill	08/08/2022	MMRE63...	Mulhern MRE Inc.		977.74		11,114.78
Bill	09/08/2022	MMRE63...	Mulhern MRE Inc.		408.00		11,522.78
General Journal	10/31/2022	AJE		re-classify expenses to Cap Fund - 4%		1,003.71	10,519.07
General Journal	10/31/2022	Reclass ...		Reclassify 15 % Expenses to Chatfield Farms		5,203.83	5,315.24
General Journal	10/31/2022	Reclass ...		Reclassify 15 % Expenses to Chatfield Farms	5,203.83		10,519.07
Total 57050 · Engineering Expense					28,883.24	18,364.17	10,519.07
Total 57000 · Professional Services Fees					451,090.42	77,828.69	373,261.73

Roxborough Village Metro District
General Fund Profit & Loss Detail

January through December 2022

Type	Date	Num	Name	Memo	Debit	Credit	Balance
58200 · Banking & Credit Card Fees							
58210 · Bank Service Fees							
Check	05/27/2022		First Bank		34.00		34.00
Deposit	06/01/2022		First Bank	Deposit		34.00	0.00
Check	06/22/2022		First Bank	Verification of Deposit Fee	15.00		15.00
Total 58210 · Bank Service Fees					49.00	34.00	15.00
Total 58200 · Banking & Credit Card Fees					49.00	34.00	15.00
61000 · Miscellaneous Expense							
Bill	01/14/2022	Refund	On The Hook Fish and Chips		250.00		250.00
Check	01/25/2022		Douglas Country Governm...		90.51		340.51
Bill	01/31/2022	MMRE62...	Mulhern MRE Inc.		272.00		612.51
Bill	02/09/2022	1243	Town of Castle Rock		315.00		927.51
Bill	02/25/2022	RVMD10...	Ephram Glass*		26.82		954.33
Bill	02/28/2022	MMRE62...	Mulhern MRE Inc.		272.00		1,226.33
Bill	03/31/2022	MMRE62...	Mulhern MRE Inc.		272.00		1,498.33
Check	04/15/2022		Douglas Country Governm...		377.15		1,875.48
Bill	04/18/2022	114017	Award & Sign	Plaques w/ Laser Engraving	121.53		1,997.01
Bill	04/30/2022	MMRE62...	Mulhern MRE Inc.		272.00		2,269.01
Bill	05/31/2022	MMRE62...	Mulhern MRE Inc.		408.00		2,677.01
Bill	06/01/2022	5696344	Metco Landscape, LLC		450.00		3,127.01
Bill	06/01/2022	56977176	Metco Landscape, LLC		900.00		4,027.01
Bill	06/30/2022	MMRE63...	Mulhern MRE Inc.		272.00		4,299.01
Bill	07/31/2022	MMRE63...	Mulhern MRE Inc.		272.00		4,571.01
Bill	08/22/2022	RVMD10...	Ephram Glass*		20.60		4,591.61
Bill	09/29/2022	RVMD10...	Ephram Glass*		40.00		4,631.61
Total 61000 · Miscellaneous Expense					4,631.61	0.00	4,631.61
62000 · Repairs and Maintenance							
62010 · General Repairs and Maintenance							
Bill	01/01/2022	2021 clea...	Moore Preferred Cleaning ...		5,837.45		5,837.45
Bill	06/13/2022	79225	Good Plumbing Service		375.00		6,212.45
Bill	06/24/2022	56981704	Metco Landscape, LLC		875.00		7,087.45
Bill	07/26/2022	79671	Good Plumbing Service		359.00		7,446.45
Bill	08/31/2022	222081246	Utility Notification Center of...		156.00		7,602.45
Bill	09/01/2022	9/1/2022	Roxborough Village First H...	Reimbursement for Mark Stander Invoices - ...	150.00		7,752.45
Bill	09/01/2022	09/01/20...	Roxborough Village First H...	Reimbursement for Mark Stander Invoices - ...	300.00		8,052.45
Bill	09/30/2022	222091243	Utility Notification Center of...		98.80		8,151.25
Bill	10/31/2022	222101256	Utility Notification Center of...		146.90		8,298.15
General Journal	10/31/2022	Reclass ...		Reclassify 15 % Expenses to Chatfield Farms		3,110.72	5,187.43
General Journal	10/31/2022	Reclass ...		Reclassify 15 % Expenses to Chatfield Farms	3,110.72		8,298.15
Bill	11/17/2022	2847	Applied Ingenuity, LLC		373.65		8,671.80
General Journal	11/30/2022	CFF Alloc.		Monthly Allocation to CFF - 15%		56.05	8,615.75
General Journal	11/30/2022	CFF Alloc.		Monthly Allocation to CFF - 15%	56.05		8,671.80
Bill	12/27/2022	8125	Game-Set-Match Inc.		1,340.00		10,011.80
General Journal	12/31/2022	Exp Alloc				201.00	9,810.80
General Journal	12/31/2022	Exp Alloc			201.00		10,011.80
Total 62010 · General Repairs and Maintenance					13,379.57	3,367.77	10,011.80
62020 · Utility Locate							
Bill	01/31/2022	56976856	Metco Landscape, LLC		750.00		750.00
Bill	01/31/2022	222011166	Utility Notification Center of...		84.50		834.50
Bill	02/28/2022	222021204	Utility Notification Center of...		115.70		950.20
Bill	03/28/2022	56980136	Metco Landscape, LLC		750.00		1,700.20
Bill	03/31/2022	222031244	Utility Notification Center of...		145.60		1,845.80
Bill	04/29/2022	56980353	Metco Landscape, LLC		900.00		2,745.80
Bill	04/30/2022	222041282	Utility Notification Center of...		120.90		2,866.70
Bill	05/31/2022	222051279	Utility Notification Center of...		107.90		2,974.60
Bill	06/21/2022	56981569	Metco Landscape, LLC		308.56		3,283.16
Bill	06/30/2022	222061282	Utility Notification Center of...		118.30		3,401.46
Bill	07/31/2022	222071260	Utility Notification Center of...		117.00		3,518.46
Bill	11/30/2022	222111223	Utility Notification Center of...		72.80		3,591.26
Bill	11/30/2022	26763	Diversified Underground		1,060.00		4,651.26
Total 62020 · Utility Locate					4,651.26	0.00	4,651.26
Total 62000 · Repairs and Maintenance					18,030.83	3,367.77	14,663.06
64000 · Landscape Expenses							
64010 · Landscape Repairs and Maint							
Bill	01/11/2022	WO 1739	Blue Tick Pest & Wildlife C...		800.00		800.00
General Journal	01/31/2022	Balance AP	Blue Tick Pest & Wildlife C...	Payment made in 2021 - Voided in 2022		800.00	0.00
Bill	05/18/2022	56980860	Metco Landscape, LLC		755.11		755.11
Bill	05/23/2022	56981016	Metco Landscape, LLC	Spring Annuals Install	5,822.00		6,577.11
Bill	05/31/2022	56981083	Metco Landscape, LLC		1,451.20		8,028.31
Bill	06/15/2022	56981470	Metco Landscape, LLC		719.67		8,747.98
Bill	06/22/2022	56981702	Metco Landscape, LLC		10,000.00		18,747.98
Bill	10/07/2022	8121714	Brightview Landscape Serv...		15,340.00		34,087.98
Bill	10/22/2022	5337349	Brightview Landscape Serv...		1,206.30		35,294.28
General Journal	10/31/2022	Reclass ...		Reclassify 15 % Expenses to Chatfield Farms		2,310.18	32,984.10
General Journal	10/31/2022	Reclass ...		Reclassify 15 % Expenses to Chatfield Farms	2,310.18		35,294.28
Bill	11/03/2022	5308101	Brightview Landscape Serv...		826.68		36,120.96
Bill	11/03/2022	5308102	Brightview Landscape Serv...		969.40		37,090.36
Bill	11/03/2022	5308103	Brightview Landscape Serv...		665.60		37,755.96
Bill	11/03/2022	5308104	Brightview Landscape Serv...		1,120.00		38,875.96
Bill	11/12/2022	5320223	Brightview Landscape Serv...		6,143.12		45,019.08
Bill	11/19/2022	8164571	Brightview Landscape Serv...		806.40		45,825.48
Bill	11/22/2022	8165278	Brightview Landscape Serv...		2,455.00		48,280.48
Bill	11/24/2022	5334014	Brightview Landscape Serv...		515.00		48,795.48

Roxborough Village Metro District
General Fund Profit & Loss Detail

January through December 2022

Type	Date	Num	Name	Memo	Debit	Credit	Balance
General Journal	11/30/2022	CFF Alloc.		Monthly Allocation to CFF - 15%		2,025.18	46,770.30
General Journal	11/30/2022	CFF Alloc.		Monthly Allocation to CFF - 15%	2,025.18		48,795.48
Total 64010 · Landscape Repairs and Maint					53,930.84	5,135.36	48,795.48
64020 · Landscape Weed Control Expense							
Bill	04/30/2022	3545	ARK Ecological Services, L...		7,669.98		7,669.98
Bill	05/31/2022	3549	ARK Ecological Services, L...		5,949.78		13,619.76
Bill	06/30/2022	3554	ARK Ecological Services, L...		10,285.24		23,905.00
Bill	08/30/2022	3568	ARK Ecological Services, L...		15,749.69		39,654.69
Bill	11/14/2022	3584	ARK Ecological Services, L...	The board approved paying 50% of this invo...	4,328.40		43,983.09
Total 64020 · Landscape Weed Control Expense					43,983.09	0.00	43,983.09
64030 · Irrigation Expense							
Bill	05/13/2022	56980604	Metco Landscape, LLC		601.32		601.32
Bill	05/16/2022	56980732	Metco Landscape, LLC		441.90		1,043.22
Bill	05/17/2022	56980814	Metco Landscape, LLC		604.50		1,647.72
Bill	05/19/2022	56980938	Metco Landscape, LLC		184.13		1,831.85
Bill	05/24/2022	56981049	Metco Landscape, LLC		331.43		2,163.28
Bill	05/27/2022	56981085	Metco Landscape, LLC		249.90		2,413.18
Bill	05/31/2022	56981140	Metco Landscape, LLC		147.30		2,560.48
Bill	05/31/2022	56981084	Metco Landscape, LLC	May Service Locates	900.00		3,460.48
Bill	06/01/2022	5696398	Metco Landscape, LLC		157.59		3,618.07
Bill	06/02/2022	56981180	Metco Landscape, LLC		726.93		4,345.00
Bill	06/06/2022	2865	C & L Water Solutions, Inc.		24,244.89		28,589.89
Bill	06/06/2022	56981329	Metco Landscape, LLC		330.02		28,919.91
Bill	06/07/2022	56981330	Metco Landscape, LLC		73.65		28,993.56
Bill	06/08/2022	2875	C & L Water Solutions, Inc.		29,180.40		58,173.96
Bill	06/08/2022	56981331	Metco Landscape, LLC		366.83		58,540.79
Bill	06/10/2022	56981395	Metco Landscape, LLC		571.00		59,111.79
Bill	06/15/2022	56981471	Metco Landscape, LLC		264.26		59,376.05
Bill	06/16/2022	2897	C & L Water Solutions, Inc.		24,330.34		83,706.39
Bill	06/16/2022	56981566	Metco Landscape, LLC		388.20		84,094.59
Bill	06/17/2022	56981567	Metco Landscape, LLC		231.91		84,326.50
Bill	06/20/2022	56981568	Metco Landscape, LLC		736.50		85,063.00
Bill	06/21/2022	56982418	Metco Landscape, LLC		445.44		85,508.44
Bill	06/22/2022	56981701	Metco Landscape, LLC		445.44		85,953.88
Bill	06/23/2022	56981703	Metco Landscape, LLC		261.94		86,215.82
Bill	06/24/2022	56981836	Metco Landscape, LLC		1,751.08		87,966.90
Bill	06/29/2022	56981854	Metco Landscape, LLC		424.40		88,391.30
Bill	06/29/2022	11416	Planet Scuba		831.85		89,223.15
Bill	06/30/2022	56981921	Metco Landscape, LLC		450.00		89,673.15
Bill	06/30/2022	56981859	Metco Landscape, LLC		463.45		90,136.60
Bill	07/05/2022	56981920	Metco Landscape, LLC		152.03		90,288.63
Bill	07/11/2022	56981922	Metco Landscape, LLC		608.23		90,896.86
Bill	07/12/2022	56982094	Metco Landscape, LLC		317.70		91,214.56
Bill	07/15/2022	56982095	Metco Landscape, LLC		1,490.07		92,704.63
Bill	07/19/2022	56982273	Metco Landscape, LLC		375.32		93,079.95
Bill	07/20/2022	2873	C & L Water Solutions, Inc.		1,706.25		94,786.20
Bill	07/20/2022	3039	C & L Water Solutions, Inc.		3,333.35		98,119.55
Bill	07/20/2022	3038	C & L Water Solutions, Inc.		17,806.82		115,926.37
Bill	07/20/2022	56982274	Metco Landscape, LLC		535.43		116,461.80
Bill	07/22/2022	56982385	Metco Landscape, LLC		1,872.38		118,334.18
Bill	07/25/2022	56982386	Metco Landscape, LLC		277.52		118,611.70
Bill	07/26/2022	56982387	Metco Landscape, LLC		105.78		118,717.48
Bill	07/27/2022	56982388	Metco Landscape, LLC		309.69		119,027.17
Bill	08/15/2022	5226699	Brightview Landscape Serv...		210.00		119,237.17
Bill	08/15/2022	5226704	Brightview Landscape Serv...		1,155.00		120,392.17
Bill	08/18/2022	1068174	Mission Communication LLC		359.40		120,751.57
Bill	08/23/2022	5239530	Brightview Landscape Serv...		367.76		121,119.33
Bill	08/26/2022	5244095	Brightview Landscape Serv...		220.00		121,339.33
Bill	08/30/2022	5247551	Brightview Landscape Serv...		723.40		122,062.73
Bill	08/30/2022	5247992	Brightview Landscape Serv...		1,074.36		123,137.09
Bill	08/30/2022	5247550	Brightview Landscape Serv...		1,489.12		124,626.21
Bill	08/30/2022	5247546	Brightview Landscape Serv...		6,159.04		130,785.25
Bill	09/07/2022	5256850	Brightview Landscape Serv...		466.70		131,251.95
Bill	09/07/2022	5256849	Brightview Landscape Serv...		1,242.09		132,494.04
Bill	09/07/2022	5256851	Brightview Landscape Serv...		1,585.68		134,079.72
Bill	09/07/2022	5256852	Brightview Landscape Serv...		2,108.76		136,188.48
Bill	09/15/2022	5269459	Brightview Landscape Serv...		966.10		137,154.58
Bill	09/22/2022	5278413	Brightview Landscape Serv...		249.01		137,403.59
Bill	09/22/2022	5278414	Brightview Landscape Serv...		560.00		137,963.59
Bill	09/22/2022	5278416	Brightview Landscape Serv...		1,512.77		139,476.36
Bill	09/22/2022	5278411	Brightview Landscape Serv...		1,601.95		141,078.31
Bill	09/29/2022	5286305	Brightview Landscape Serv...		1,514.03		142,592.34
Bill	09/29/2022	5286412	Brightview Landscape Serv...		2,435.10		145,027.44
Bill	09/30/2022	5278412	Brightview Landscape Serv...		884.64		145,912.08
Bill	09/30/2022	5287664	Brightview Landscape Serv...		1,320.92		147,233.00
Bill	10/04/2022	5290541	Brightview Landscape Serv...		220.00		147,453.00
Bill	10/04/2022	5290540	Brightview Landscape Serv...		401.18		147,854.18
Bill	10/07/2022	5294375	Brightview Landscape Serv...		280.00		148,134.18
Bill	10/07/2022	5294374	Brightview Landscape Serv...		681.16		148,815.34
Bill	10/07/2022	5294373	Brightview Landscape Serv...		844.40		149,659.74
Bill	10/10/2022	5295149	Brightview Landscape Serv...		2,068.50		151,728.24
Bill	10/13/2022	5300265	Brightview Landscape Serv...		640.00		152,368.24
Bill	10/13/2022	5300264	Brightview Landscape Serv...		8,652.60		161,020.84
Bill	11/17/2022	5343936	Brightview Landscape Serv...		2,100.00		163,120.84
General Journal	11/30/2022	CFF Alloc.		Monthly Allocation to CFF - 15%		315.00	162,805.84
General Journal	11/30/2022	CFF Alloc.		Monthly Allocation to CFF - 15%	315.00		163,120.84
Total 64030 · Irrigation Expense					163,435.84	315.00	163,120.84

Roxborough Village Metro District
General Fund Profit & Loss Detail

January through December 2022

Type	Date	Num	Name	Memo	Debit	Credit	Balance
64040 · Landscape Contract							
Bill	04/01/2022	SM214257	Metco Landscape, LLC		14,921.00		14,921.00
Bill	05/01/2022	SM214871	Metco Landscape, LLC		14,921.00		29,842.00
Bill	06/01/2022	SM213994	Metco Landscape, LLC		14,921.00		44,763.00
Bill	06/01/2022	SM213995	Metco Landscape, LLC		14,921.00		59,684.00
Bill	06/01/2022	SM213996	Metco Landscape, LLC		14,921.00		74,605.00
Bill	06/01/2022	SM216465	Metco Landscape, LLC		14,921.00		89,526.00
Bill	07/01/2022	SM217679	Metco Landscape, LLC		14,921.00		104,447.00
Bill	09/23/2022	8086934	Brightview Landscape Serv...		30,000.00		134,447.00
General Journal	10/31/2022	Reclass ...		Reclassify 15 % Expenses to Chatfield Farms		20,167.05	114,279.95
General Journal	10/31/2022	Reclass ...		Reclassify 15 % Expenses to Chatfield Farms	20,167.05		134,447.00
Bill	11/12/2022	8156521	Brightview Landscape Serv...		15,000.00		149,447.00
General Journal	11/30/2022	CFF Alloc.		Monthly Allocation to CFF - 15%		2,250.00	147,197.00
General Journal	11/30/2022	CFF Alloc.		Monthly Allocation to CFF - 15%	2,250.00		149,447.00
Bill	11/30/2022	2006703	Consolidated Divisions Inc	November Maintenance	17,133.54		166,580.54
Total 64040 · Landscape Contract					188,997.59	22,417.05	166,580.54
Total 64000 · Landscape Expenses					450,347.36	27,867.41	422,479.95
65000 · Playground & Infrastructure Exp							
65030 · Graffiti Removal /Vandalism Exp							
Bill	01/16/2022	10059	Lightning Mobile Services, ...		740.00		740.00
Bill	03/31/2022	10988	Lightning Mobile Services, ...		230.00		970.00
Bill	05/30/2022	11502	Lightning Mobile Services, ...		545.00		1,515.00
Bill	06/19/2022	11669	Lightning Mobile Services, ...		900.00		2,415.00
Bill	08/06/2022	12103	Lightning Mobile Services, ...		1,160.00		3,575.00
Bill	08/09/2022	12187	Lightning Mobile Services, ...		290.00		3,865.00
Bill	08/21/2022	12226	Lightning Mobile Services, ...		595.00		4,460.00
General Journal	10/31/2022	Reclass ...		Reclassify 15 % Expenses to Chatfield Farms		669.00	3,791.00
General Journal	10/31/2022	Reclass ...		Reclassify 15 % Expenses to Chatfield Farms	669.00		4,460.00
Total 65030 · Graffiti Removal /Vandalism Exp					5,129.00	669.00	4,460.00
65040 · Skate Park Maintenance							
Bill	05/04/2022	1218	CDR Construction		2,650.00		2,650.00
General Journal	10/31/2022	Reclass ...		Reclassify 15 % Expenses to Chatfield Farms		397.50	2,252.50
General Journal	10/31/2022	Reclass ...		Reclassify 15 % Expenses to Chatfield Farms	397.50		2,650.00
Total 65040 · Skate Park Maintenance					3,047.50	397.50	2,650.00
Total 65000 · Playground & Infrastructure Exp					8,176.50	1,066.50	7,110.00
68000 · Parks & Open Space Expense							
68010 · Foothills Park & Rec Fees							
Bill	01/31/2022	SALES00...	Foothills Park & Recreation...		1,587.76		1,587.76
Bill	02/28/2022	SALES00...	Foothills Park & Recreation...		1,795.55		3,383.31
Bill	04/30/2022	SALES00...	Foothills Park & Recreation...		1,003.76		4,387.07
Bill	04/30/2022	SALES00...	Foothills Park & Recreation...		2,514.30		6,901.37
Bill	05/31/2022	SALES00...	Foothills Park & Recreation...		1,332.01		8,233.38
Bill	06/30/2022	SALES00...	Foothills Park & Recreation...		1,701.42		9,934.80
Bill	07/31/2022	SALES00...	Foothills Park & Recreation...		3,291.40		13,226.20
Bill	08/31/2022	SALES00...	Foothills Park & Recreation...		1,431.49		14,657.69
Bill	09/30/2022	SALES00...	Foothills Park & Recreation...		987.42		15,645.11
Bill	10/31/2022	SALES00...	Foothills Park & Recreation...		718.33		16,363.44
Bill	11/30/2022	SALES00...	Foothills Park & Recreation...		3,076.51		19,439.95
Total 68010 · Foothills Park & Rec Fees					19,439.95	0.00	19,439.95
68020 · Mosquito Control Expense							
Bill	04/01/2022	966114	Patriot Pest Control		1,500.00		1,500.00
Bill	05/02/2022	966190	Patriot Pest Control		1,500.00		3,000.00
Bill	06/01/2022	966272	Patriot Pest Control		1,500.00		4,500.00
Bill	07/01/2022	966346	Patriot Pest Control		1,500.00		6,000.00
Bill	08/01/2022	966419	Patriot Pest Control		1,500.00		7,500.00
Bill	09/01/2022	966495	Patriot Pest Control	September Mosquito Control Service	2,000.00		9,500.00
Bill	10/01/2022	966569	Patriot Pest Control	October Mosquito Control Service	2,000.00		11,500.00
General Journal	10/31/2022	Reclass ...		Reclassify 15 % Expenses to Chatfield Farms		1,125.00	10,375.00
General Journal	10/31/2022	Reclass ...		Reclassify 15 % Expenses to Chatfield Farms	1,125.00		11,500.00
Total 68020 · Mosquito Control Expense					12,625.00	1,125.00	11,500.00
68025 · Water Expense							
Check	01/18/2022	ACH	Roxborough Water & Sanit...		802.42		802.42
Check	01/18/2022	ACH	Roxborough Water & Sanit...		192.60		995.02
Check	01/18/2022	ACH	Roxborough Water & Sanit...		108.00		1,103.02
Check	01/18/2022	ACH	Roxborough Water & Sanit...		96.30		1,199.32
Check	01/18/2022	ACH	Roxborough Water & Sanit...		96.30		1,295.62
Check	02/15/2022	ACH	Roxborough Water & Sanit...		798.35		2,093.97
Check	02/15/2022	ACH	Roxborough Water & Sanit...		192.60		2,286.57
Check	02/15/2022	ACH	Roxborough Water & Sanit...		181.10		2,467.67
Check	02/15/2022	ACH	Roxborough Water & Sanit...		108.00		2,575.67
Check	02/15/2022	ACH	Roxborough Water & Sanit...		96.30		2,671.97
Check	03/15/2022		Roxborough Water & Sanit...		798.35		3,470.32
Check	03/15/2022		Roxborough Water & Sanit...		192.60		3,662.92
Check	03/15/2022		Roxborough Water & Sanit...		108.00		3,770.92
Check	03/15/2022		Roxborough Water & Sanit...		96.30		3,867.22
Check	03/15/2022		Roxborough Water & Sanit...		11.50		3,878.72
Check	04/15/2022		Roxborough Water & Sanit...		798.35		4,677.07
Check	04/15/2022		Roxborough Water & Sanit...		192.60		4,869.67
Check	04/15/2022		Roxborough Water & Sanit...		108.00		4,977.67
Check	04/15/2022		Roxborough Water & Sanit...		96.30		5,073.97
Check	04/15/2022		Roxborough Water & Sanit...		96.30		5,170.27
Check	05/16/2022		Roxborough Water & Sanit...		802.42		5,972.69
Check	05/16/2022		Roxborough Water & Sanit...		195.00		6,167.69

Roxborough Village Metro District
General Fund Profit & Loss Detail

January through December 2022

Type	Date	Num	Name	Memo	Debit	Credit	Balance
Check	05/16/2022		Roxborough Water & Sanit...		110.50		6,278.19
Check	05/16/2022		Roxborough Water & Sanit...		97.50		6,375.69
Check	05/16/2022		Roxborough Water & Sanit...		97.50		6,473.19
Check	06/15/2022		Roxborough Water & Sanit...		798.35		7,271.54
Check	06/15/2022		Roxborough Water & Sanit...		681.50		7,953.04
Check	06/15/2022		Roxborough Water & Sanit...		505.00		8,458.04
Check	06/15/2022		Roxborough Water & Sanit...		239.75		8,697.79
Check	06/15/2022		Roxborough Water & Sanit...		110.50		8,808.29
Check	07/15/2022		Roxborough Water & Sanit...		9,247.67		18,055.96
Check	07/15/2022		Roxborough Water & Sanit...		1,217.75		19,273.71
Check	07/15/2022		Roxborough Water & Sanit...		1,046.75		20,320.46
Check	07/15/2022		Roxborough Water & Sanit...		307.75		20,628.21
Check	07/15/2022		Roxborough Water & Sanit...		110.50		20,738.71
Check	08/15/2022		Roxborough Water & Sanit...		4,306.69		25,045.40
Check	08/15/2022		Roxborough Water & Sanit...		1,080.25		26,125.65
Check	08/15/2022		Roxborough Water & Sanit...		1,033.00		27,158.65
Check	08/15/2022		Roxborough Water & Sanit...		290.75		27,449.40
Check	08/15/2022		Roxborough Water & Sanit...		117.96		27,567.36
Check	09/15/2022		Roxborough Water & Sanit...		1,321.75		28,889.11
Check	09/15/2022		Roxborough Water & Sanit...		1,094.00		29,983.11
Check	09/15/2022		Roxborough Water & Sanit...		290.75		30,273.86
Check	09/15/2022		Roxborough Water & Sanit...		110.50		30,384.36
Check	09/15/2022		Roxborough Water & Sanit...		13,183.36		43,567.72
Check	10/14/2022		Roxborough Water & Sanit...		14,868.34		58,436.06
Check	10/14/2022		Roxborough Water & Sanit...		1,995.50		60,431.56
Check	10/14/2022		Roxborough Water & Sanit...		791.50		61,223.06
Check	10/14/2022		Roxborough Water & Sanit...		358.75		61,581.81
Check	10/14/2022		Roxborough Water & Sanit...		117.96		61,699.77
General Journal	10/31/2022	Reclass ...		Reclassify 15 % Expenses to Chatfield Farms		9,250.47	52,449.30
General Journal	10/31/2022	Reclass ...		Reclassify 15 % Expenses to Chatfield Farms	9,250.47		61,699.77
Check	12/15/2022		Roxborough Water & Sanit...		798.35		62,498.12
Check	12/15/2022		Roxborough Water & Sanit...		216.20		62,714.32
Check	12/15/2022		Roxborough Water & Sanit...		110.50		62,824.82
Check	12/15/2022		Roxborough Water & Sanit...		102.80		62,927.62
Check	12/15/2022		Roxborough Water & Sanit...		97.50		63,025.12
General Journal	12/31/2022	Exp Alloc				198.79	62,826.33
General Journal	12/31/2022	Exp Alloc			198.79		63,025.12
Total 68025 · Water Expense					72,474.38	9,449.26	63,025.12
68045 · Tree Care Expense							
Bill	02/15/2022	11200	Bailey Tree, LLC		3,500.00		3,500.00
Bill	02/28/2022	11239	Bailey Tree, LLC		1,200.00		4,700.00
Bill	03/14/2022	11280	Bailey Tree, LLC		10,500.00		15,200.00
Bill	04/20/2022	56980308	Metco Landscape, LLC		7,850.00		23,050.00
Bill	06/01/2022	5697704	Metco Landscape, LLC		500.00		23,550.00
Bill	06/14/2022	12070	Bailey Tree, LLC		9,000.00		32,550.00
Bill	06/21/2022	22009	Tree Analysis Group, LLC		3,432.00		35,982.00
Bill	06/22/2022	12150	Bailey Tree, LLC		15,800.00		51,782.00
Bill	08/15/2022	22016	Tree Analysis Group, LLC		414.00		52,196.00
Bill	09/23/2022	12779	Bailey Tree, LLC		300.00		52,496.00
General Journal	10/31/2022	Reclass ...		Reclassify 15 % Expenses to Chatfield Farms		6,120.00	46,376.00
General Journal	10/31/2022	Reclass ...		Reclassify 15 % Expenses to Chatfield Farms	6,120.00		52,496.00
Total 68045 · Tree Care Expense					58,616.00	6,120.00	52,496.00
68050 · Portable Restroom Exp.							
Bill	01/07/2022	114-1274...	United Site Services		347.81		347.81
Bill	01/07/2022	114-1274...	United Site Services		347.81		695.62
Bill	02/04/2022	114-1282...	United Site Services		380.31		1,075.93
Bill	02/04/2022	114-1282...	United Site Services		380.31		1,456.24
Bill	04/01/2022	114-1298...	United Site Services		380.31		1,836.55
Bill	04/01/2022	114-1298...	United Site Services		380.31		2,216.86
Bill	05/01/2022	114-1305...	United Site Services		380.31		2,597.17
Bill	05/01/2022	114-1305...	United Site Services		380.31		2,977.48
Bill	05/12/2022	114-1308...	United Site Services		49.50		3,026.98
Bill	06/01/2022	114-1312...	United Site Services		380.31		3,407.29
Bill	06/01/2022	114-1312...	United Site Services		380.31		3,787.60
Bill	07/01/2022	114-1319...	United Site Services		408.00		4,195.60
Bill	07/01/2022	114-1319...	United Site Services		408.00		4,603.60
Bill	07/21/2022	114-1324...	United Site Services		408.00		5,011.60
Bill	07/21/2022	114-1324...	United Site Services		408.00		5,419.60
Bill	08/18/2022	114-1330...	United Site Services		448.39		5,867.99
Bill	08/26/2022	INV-0094...	United Site Services		444.93		6,312.92
Bill	09/14/2022	INV-0100...	United Site Services		444.93		6,757.85
Bill	10/12/2022	INV-0108...	United Site Services		444.93		7,202.78
Bill	11/09/2022	INV-0116...	United Site Services		444.93		7,647.71
Total 68050 · Portable Restroom Exp.					7,647.71	0.00	7,647.71

Roxborough Village Metro District
General Fund Profit & Loss Detail

January through December 2022

Type	Date	Num	Name	Memo	Debit	Credit	Balance
68070 · Snow Removal Expense							
Bill	01/06/2022	56975847	Metco Landscape, LLC		1,524.20		1,524.20
Bill	01/07/2022	56975736	Metco Landscape, LLC		4,037.60		5,561.80
Bill	01/14/2022	56976125	Metco Landscape, LLC		1,483.20		7,045.00
Bill	01/25/2022	56976501	Metco Landscape, LLC		2,966.40		10,011.40
Bill	01/27/2022	56976573	Metco Landscape, LLC		3,649.84		13,661.24
Bill	02/02/2022	56976740	Metco Landscape, LLC		6,378.36		20,039.60
Bill	02/11/2022	56976839	Metco Landscape, LLC		3,742.96		23,782.56
Bill	02/16/2022	56976954	Metco Landscape, LLC		3,225.44		27,008.00
Bill	02/23/2022	56977036	Metco Landscape, LLC		4,583.52		31,591.52
Bill	02/24/2022	56977095	Metco Landscape, LLC		2,716.16		34,307.68
Bill	03/10/2022	56977692	Metco Landscape, LLC		3,734.72		38,042.40
Bill	03/17/2022	56978821	Metco Landscape, LLC		3,055.68		41,098.08
General Journal	10/31/2022	Reclass ...		Reclassify 15 % Expenses to Chatfield Farms		6,387.19	34,710.89
General Journal	10/31/2022	Reclass ...		Reclassify 15 % Expenses to Chatfield Farms	6,387.19		41,098.08
Bill	11/19/2022	2006666	Consolidated Divisions Inc	11/17-11/19 Storm Cycle	3,359.75		44,457.83
General Journal	11/30/2022	CFF Alloc.		Monthly Allocation to CFF - 15%		503.96	43,953.87
General Journal	11/30/2022	CFF Alloc.		Monthly Allocation to CFF - 15%	503.96		44,457.83
Bill	11/30/2022	2006967	Consolidated Divisions Inc	Storm Cycle 11/29-11/30/2022	1,250.00		45,707.83
Total 68070 · Snow Removal Expense					52,598.98	6,891.15	45,707.83
68090 · Pond Maintenance							
Bill	04/30/2022	15528	EcoResource Solutions, Inc.		3,260.50		3,260.50
Bill	07/01/2022	15556	EcoResource Solutions, Inc.		1,789.00		5,049.50
Total 68090 · Pond Maintenance					5,049.50	0.00	5,049.50
Total 68000 · Parks & Open Space Expense					228,451.52	23,585.41	204,866.11
68500 · Park & Recreation Events							
68520 · Recreational Programs							
Bill	07/25/2022	Refund	Brian Jordan		300.00		300.00
Bill	08/12/2022	Refund	Douglas County Libraries		100.00		400.00
Total 68520 · Recreational Programs					400.00	0.00	400.00
Total 68500 · Park & Recreation Events					400.00	0.00	400.00
Total Expense					1,303,127.07	146,638.76	1,156,488.31
Net Ordinary Income					1,588,147.43	1,563,607.04	-24,540.39
Net Income					1,588,147.43	1,563,607.04	-24,540.39